

# Children and Young People: Outcomes Summary

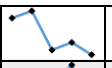
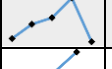
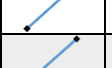

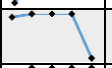
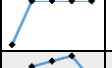



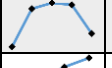
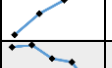
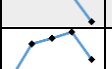
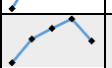
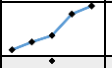


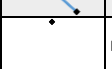

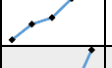
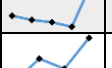

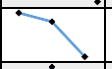



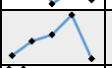
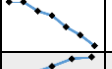

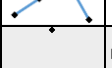
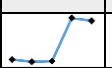



## Summary:

- School readiness - significant improvement in Wakefield; not dissimilar to the England average
- Breastfeeding initiation - significant improvement; despite this improvement still significantly lower than the England average
- Teenage conceptions - Wakefield is no longer significantly worse than the England average. Rates have fallen from 56.5 in 1998 to 23.4 in 2014
- Chlamydia detection rate - Significantly better than the England average
- Childhood immunisations - Coverage remains high and is generally significantly better than the England average

## Key:

	Better
	Similar
	Worse
	Unable to compare

Indicator	Gender	Age group	Latest time period	Wakefield Latest Compared to previous time period	Wakefield Trend	Previous time period	Wakefield Previous Value	England Latest Wakefield latest compared to England
Children in low income families (all dependent children under 20)	Persons	0-19 yrs	2013	19.6		2012	19.7	18.0
Children in low income families (under 16s)	Persons	<16 yrs	2013	20.5		2012	20.6	18.6
School Readiness: the percentage of children achieving a good level of development at the end of reception	Female	5 yrs	2014/15	74.4		2013/14	70.1	74.3
School Readiness: the percentage of children with free school meal status achieving a good level of development at the end of reception	Female	5 yrs	2014/15	55.7		2013/14	53.9	60.3
School Readiness: the percentage of Year 1 pupils achieving the expected level in the phonics screening check	Female	6	2014/15	75.8		2013/14	76.1	80.8
School Readiness: the percentage of Year 1 pupils with free school meal status achieving the expected level in the phonics screening check	Female	6	2014/15	65.3		2013/14	64.3	70.1
Pupil absence	Persons	5-15 yrs	2014/15	5.1		2013/14	5.0	4.6
First time entrants to the youth justice system	Persons	10-17 yrs	2014	330.5		2013	297.9	409.1
16-18 year olds not in education employment or training	Persons	16-18 yrs	2015	4.4		2014	4.7	4.2
Low birth weight of term babies	Persons	>=37 weeks gestational age at birth	2014	2.7		2013	2.7	2.9
Breastfeeding - breastfeeding initiation	Female	All ages	2014/15	63.9		2013/14	60.0	74.3
Breastfeeding - breastfeeding prevalence at 6-8 weeks after birth	Persons	6-8 weeks	2014/15	32.8		2013/14	33.3	43.8
Teenage mothers	Female	12-17 yrs	2014/15	1.3		2013/14	1.7	0.9
Under 18 conceptions	Female	<18 yrs	2014	23.4		2013	30.5	22.8
Under 18 conceptions: conceptions in those aged under 16	Female	<16 yrs	2014	4.0		2013	5.2	4.4
Child excess weight in 4-5 and 10-11 year olds - 4-5 year olds	Persons	4-5 yrs	2014/15	21.8		2013/14	22.4	21.9
Child excess weight in 4-5 and 10-11 year olds - 10-11 year olds	Persons	10-11 yrs	2014/15	33.4		2013/14	32.6	33.2
Obese children (10-11 years)	Persons	10-11 yrs	2014/15	18.6		2013/14	19.9	19.1
Obese children (4-5 years)	Persons	4-5 yrs	2014/15	8.3		2013/14	9.2	9.1
Percentage of children where there is a cause for concern	Persons	5-16 yrs	2014/15	47.0		Not Available		37.0
Smoking prevalence at age 15 - current smokers (WAY survey)	Persons	15	2014/15	8.2		Not Available		8.2
Smoking prevalence at age 15 - regular smokers (WAY survey)	Persons	15	2014/15	5.5		Not Available		5.5
Smoking prevalence at age 15 - occasional smokers (WAY survey)	Persons	15	2014/15	2.7		Not Available		2.7
Proportion of the population meeting the recommended "5-a-day" at age 15	Persons	15	2014/15	47.4		Not Available		52.4
Hospital admissions caused by unintentional and deliberate injuries in children (aged 0-14 years)	Persons	<15 yrs	2014/15	126.0		2013/14	133.8	109.6

Hospital admissions caused by unintentional and deliberate injuries in children (aged 0-4 years)	Persons	0-4 yrs	2014/15	162.6		2013/14	170.3	137.5
Hospital admissions caused by unintentional and deliberate injuries in young people (aged 15-24 years)	Persons	15-24 yrs	2014/15	247.0		2013/14	291.8	131.7
Newborn Blood Spot Screening – Coverage	Persons	< 1 yr	2014/15	89.3		2013/14	87.9	95.8
Newborn Hearing Screening – Coverage	Persons	< 1 yr	2014/15	97.4		2013/14	97.4	98.5
Chlamydia detection rate (15-24 year olds)	Female	15-24 yrs	2015	2894.5		2014	3370.7	2492.1
Population vaccination coverage - Hepatitis B (1 year old)	Persons	1 yr	2014/15	0.0		2013/14	100.0	
Population vaccination coverage - Hepatitis B (2 years old)	Persons	2 yrs	2014/15	100.0		2013/14	100.0	
Population vaccination coverage - Dtap / IPV / Hib (1 year old)	Persons	1 yr	2014/15	96.8		2013/14	97.1	94.2
Population vaccination coverage - Dtap / IPV / Hib (2 years old)	Persons	2 yrs	2014/15	97.2		2013/14	97.6	95.7
Population vaccination coverage - MenC	Persons	1 yr	2012/13	96.7		2011/12	96.4	93.9
Population vaccination coverage - MMR for one dose (5 years old)	Persons	5 yrs	2014/15	96.8		2013/14	96.4	94.4
Population vaccination coverage - PCV	Persons	1 yr	2014/15	96.6		2013/14	96.7	93.9
Population vaccination coverage - Hib / Men C booster (5 years old)	Persons	5 yrs	2014/15	96.6		2013/14	96.4	92.4
Population vaccination coverage - Hib / MenC booster (2 years old)	Persons	2 yrs	2014/15	94.7		2013/14	95.8	92.1
Population vaccination coverage - PCV booster	Persons	2 yrs	2014/15	94.6		2013/14	95.7	92.2
Population vaccination coverage - MMR for one dose (2 years old)	Persons	2 yrs	2014/15	94.1		2013/14	95.4	92.3
Population vaccination coverage - MMR for two doses (5 years old)	Persons	5 yrs	2014/15	92.5		2013/14	92.0	88.6
Population vaccination coverage – HPV vaccination coverage for one dose (females 12-13 years old)	Female	12-13 yrs	2014/15	94.2		Not Available		89.4
Population vaccination coverage - Flu (at risk individuals)	Persons	6 months-64 yrs	2015/16	43.3		2014/15	48.8	45.1
Population vaccination coverage - Flu (2-4 years old)	Persons	2-4 yrs	2015/16	34.6		2014/15	35.7	34.4
Proportion of five year old children free from dental decay	Persons	5 yrs	2014/15	63.5		Not Available		75.2
Children with one or more decayed, missing or filled teeth	Persons	5 yrs	2011/12	40.6		Not Available		27.9
Children in care	Persons	<18 yrs	2015	72.0		2014	71.2	60.0
Average difficulties score for all looked after children aged 5-16 who have been in care for at least 12 months on 31st March	Persons	5-16 yrs	2014/15	15.7		2013/14	13.7	13.9
Children in care immunisations	Persons	<18 yrs	2015	100.0		2014	82.1	87.8
Infant mortality	Persons	< 1 yr	2012 - 14	3.8		2011 - 13	5.0	4.0
Child mortality rate (1-17 years)	Persons	1-17 yrs	2012 - 14	13.7		2011 - 13	16.1	12.0
A&E attendances (0-4 years)	Persons	0-4 yrs	2014/15	528.3		2013/14	524.9	540.5
Children killed or seriously injured in road traffic accidents	Persons	<16 yrs	2012 - 14	23.6		2011 - 13	30.9	17.9
Hospital admissions as a result of self-harm (10-24 years)	Persons	10-24 yrs	2014/15	381.1		2013/14	569.2	398.8
Hospital admissions caused by injuries in children (0-14 years)	Persons	<15 yrs	2014/15	126.0		2013/14	133.8	109.6
Hospital admissions caused by injuries in young people (15-24 years)	Persons	15-24 yrs	2014/15	247.0		2013/14	291.8	131.7
Hospital admissions due to alcohol specific conditions	Persons	<18 yrs	2012/13 - 14/15	54.3		2011/12 - 13/14	64.2	36.6
Hospital admissions due to substance misuse (15-24 years)	Persons	15-24 yrs	2012/13 - 14/15	175.9		2011/12 - 13/14	174.4	88.8
Hospital admissions for asthma (under 19 years)	Persons	0-18 yrs	2014/15	166.9		2013/14	221.2	216.1
Hospital admissions for dental caries (1-4 years)	Persons	1-4 yrs	2012/13 - 14/15	435.3		Not Available		322.0
Hospital admissions for mental health conditions	Persons	<18 yrs	2014/15	68.0		2013/14	68.2	87.4
Supporting information - % population aged <18	Persons	<18 yrs	2014	20.9		Not Available		21.3