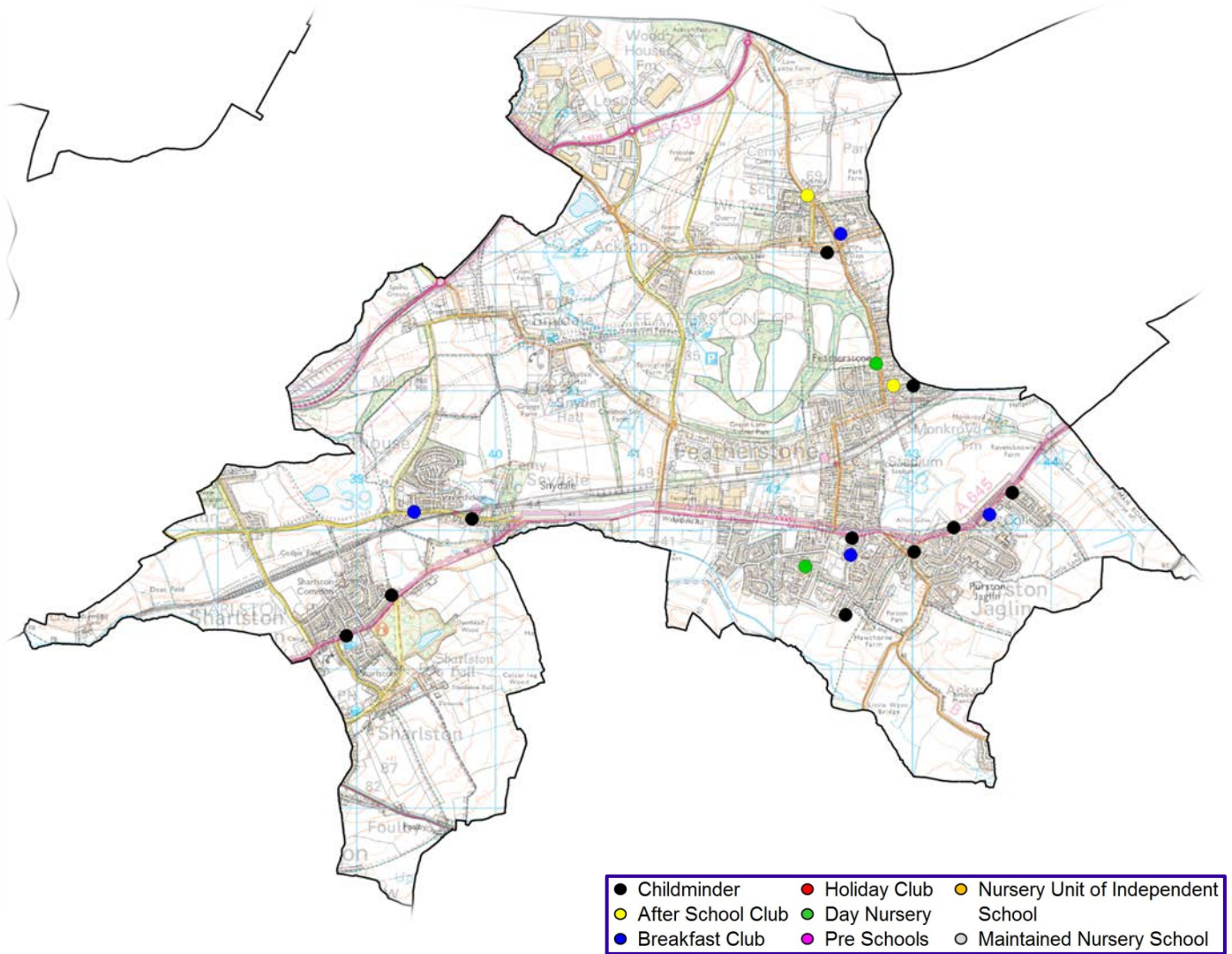
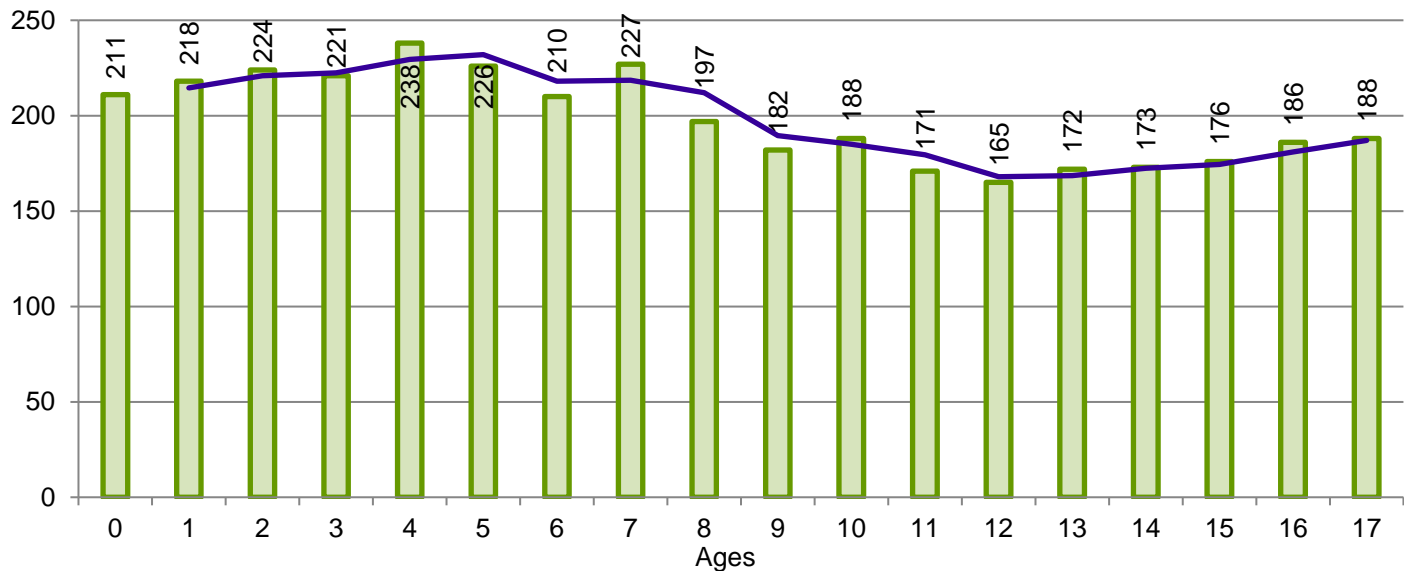


Ward 6 Featherstone



Children by Age Group (3,573):



Current Ofsted Judgements

There are 8 home based providers and 2 group based providers rated 'Outstanding' or 'Good' by Ofsted. There are 3 providers at 'Initial Inspection'.

Childcare Costs - Spring Term 2018

Provider Type	Care Type	Lowest	Highest	Average	District Average
Home Based	Per Hour	£3.50	£5.00	£4.17	£3.99
Group Based 0 to U2 (Full Day)	Per Day	£39.00	£40.00	£39.50	£41.64
Group Based 2 to U3 (Full Day)	Per Day	£39.00	£39.00	£39.00	£39.79
Group Based 3+ (Full Day)	Per Day	£39.00	£39.00	£39.00	£39.94
Group Based 0 to U2 (Part Time)	25 Hours	£105.00	£108.00	£106.50	£109.98
Group Based 2 to U3 (Part Time)	25 Hours	£105.00	£105.00	£105.00	£104.55
Group Based 3+ (Part Time)	25 Hours	£105.00	£105.00	£105.00	£103.53
Holiday Clubs	Per Day	£39.00	£39.00	*£39.00	£28.99
OOS Clubs Before School	Per Session	£4.00	£4.00	£4.00	£5.45
OOS Clubs After School	Per Session	£12.00	£12.00	£12.00	£8.53
School Breakfast Clubs	Per Session	£1.00	£2.00	£1.50	£2.54

* Denotes 10% above the district average.

Children aged 0 to Under 5

Term Time		Providers	Places	Vacancies				Children Per Place
				FTE	Average Daily	EYFE Providers		
						15 Hour Sessions	30 Hour Sessions	
Home Based	0 to U2	10	21	1	1			7.08
	2 to U3	10	16	3	4	15		
	3 to U5	9	14	3	3		6	
Group Based	0 to U2	2	18	3	5			
	2 to U3	2	40	0	1	4		
	3 to U5	2	48	22	26		71	
School Places 3-U5		6	364			86		
Total:			521	32	40	105	77	

School Holidays		Providers	Places	Vacancies		0 to U5's	Children Per Place
				FTE	Average Daily		
Home Based	0 to U2	9	19	2	7	1112	9.67
	2 to U3	8	14	1	5		
	3 to U5	7	12	1	4		
Group Based	0 to U2	2	18	3	5		
	2 to U3	2	40	0	1		
	3 to U5	2	48	0	See Term Time		
Total:			151	7	22		

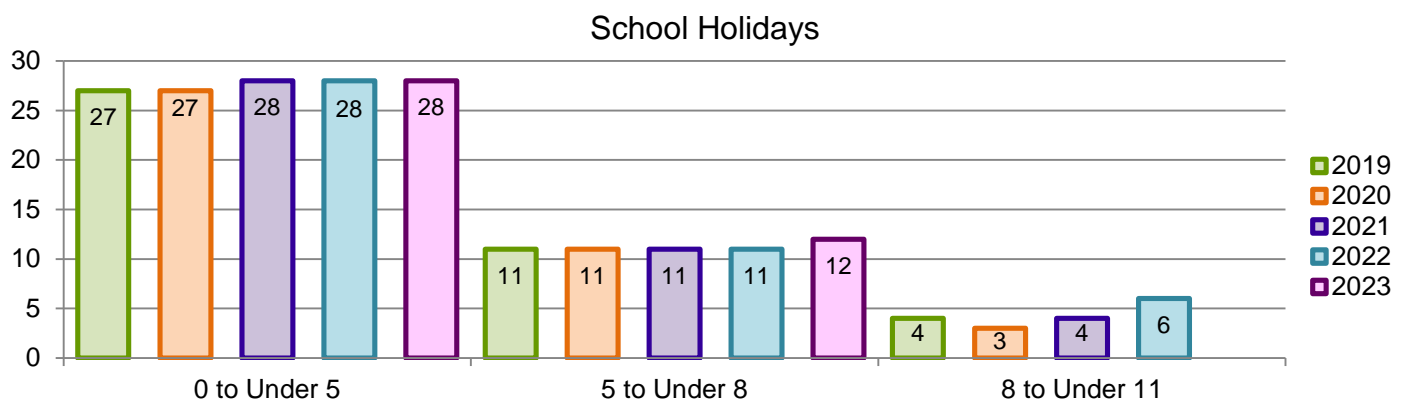
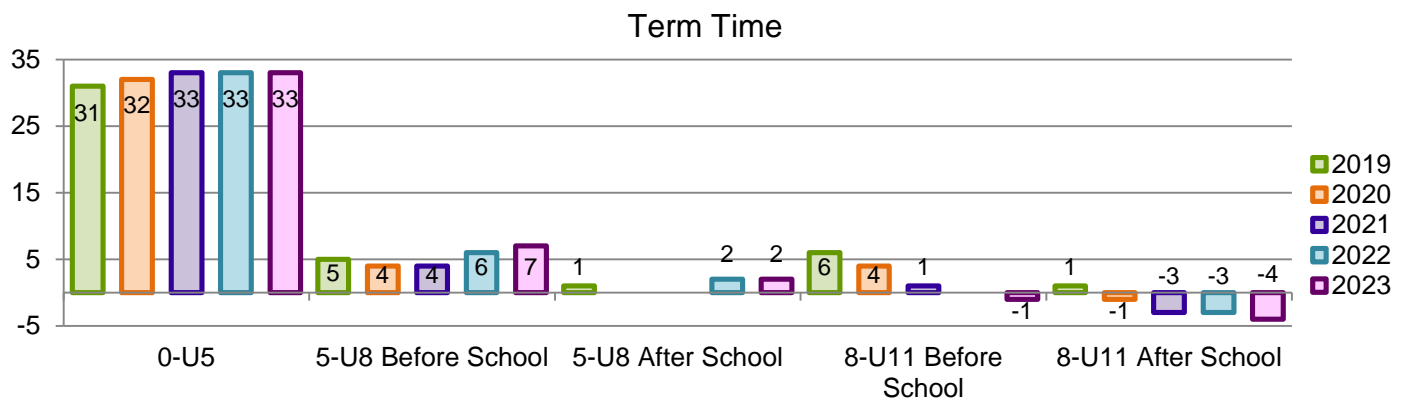
Children aged 5 to Under 8

Type		Providers	Places	Children	
				Total	Per Place
Before School	Home Based	9	31	663	11
	Group Based	3	28		
	Total:		59		
After School	Home Based	9	31		17
	Group Based	1	8		
	Total:		39		
School Holidays	Home Based	7	26	20	
	Group Based	1	8		
	Total:		34		

Children aged 8 to Under 11

Type		Providers	Places	Children	
				Total	Per Place
Before School	Home Based	6	12	567	10
	Group Based	3	30		
	Total:		42		
After School	Home Based	6	19		15
	Group Based	1	8		
	Total:		27		
School Holidays	Home Based	6	15	25	
	Group Based	1	8		
	Total:		23		

Ward 6 Forecast Vacancies for 2019 – 2023



Early Year Free Entitlement Take Up of Provision for Two, Three and Four Year Olds

There are a total of 48 two year old vacancies in Ward 6 and 113 two year old children became eligible for a place in the summer term 2018.

2YO	EYFE Take Up of Provision	Actual	Forecast			
		2018	2019	2020	2021	2022
	Number of Eligible 2YO	113	117	113	117	115
	Vacancies based on 80% Take Up	-42	-53	-50	-53	-52
	Vacancies based on 100% Take Up	-65	-77	-73	-76	-75

There are a total of 426 three and four year old part time places available in Ward 6 and 376 three and four year old children have taken-up an EYFE place (106%). 321 children take up their EYFE place in schools (85%) and 57 children take up their EYFE place in the PVIC sector (15%). 104 children take up extended entitlement (29%) which is lower than the district average (35%).

3YO and 4YO	Type of Provider	Places Available	Part Time Places					
			Take Up					
			Universal	Extended				
	Childminder	14	4	22				
	Day Nursery	48	49	60				
	School Nursery	260	321	0				
	School Nursery – 30 Hours	104		20				
	Independent School	0	2	1				
	After School	0	0	4				
	Total:	426	376	104				
3YO and 4YO	Projected Take Up of Provision and Vacancies	2018/19			2019/20			
		Autumn	Spring	Summer	Autumn	Spring	Summer	
		3YO & 4YO Children	221	72	60	224	75	49
		15 Hours – 100% Take Up	127	55	-5	124	49	0
		15 Hours – Ward Take Up (106%)	114	51	-9	111	45	-3
		30 Hours	51	28	9	46	22	6
		Surplus / Shortfall	165	79	10	157	67	10
	Projected Take Up of Provision and Vacancies	2020/21			All 3 & 4YO PVIC places are used as extended entitlement places (30 hours). To determine whether there is surplus/shortfall, the following method has been applied: i. Surplus 30 hour places less next terms predicted 30 hour children ii. Places remaining multiplied by 2 (30 hour places can be used twice) iii. Places remaining less 15 hour ward take up places.			
		Autumn	Spring	Summer				
		3YO & 4YO Children	218	57		56		
		15 Hours – 100% Take Up	130	73		17		
		15 Hours – Ward Take Up (106%)	117	70		14		
		30 Hours	48	30		12		
	Surplus / Shortfall	165	100	26				

The forecast numbers show a slight pressure in Ward 6 for three and four year old places and there is also shortfall of two year old places. Please refer to the Childcare Sufficiency Action Plan on page 258.