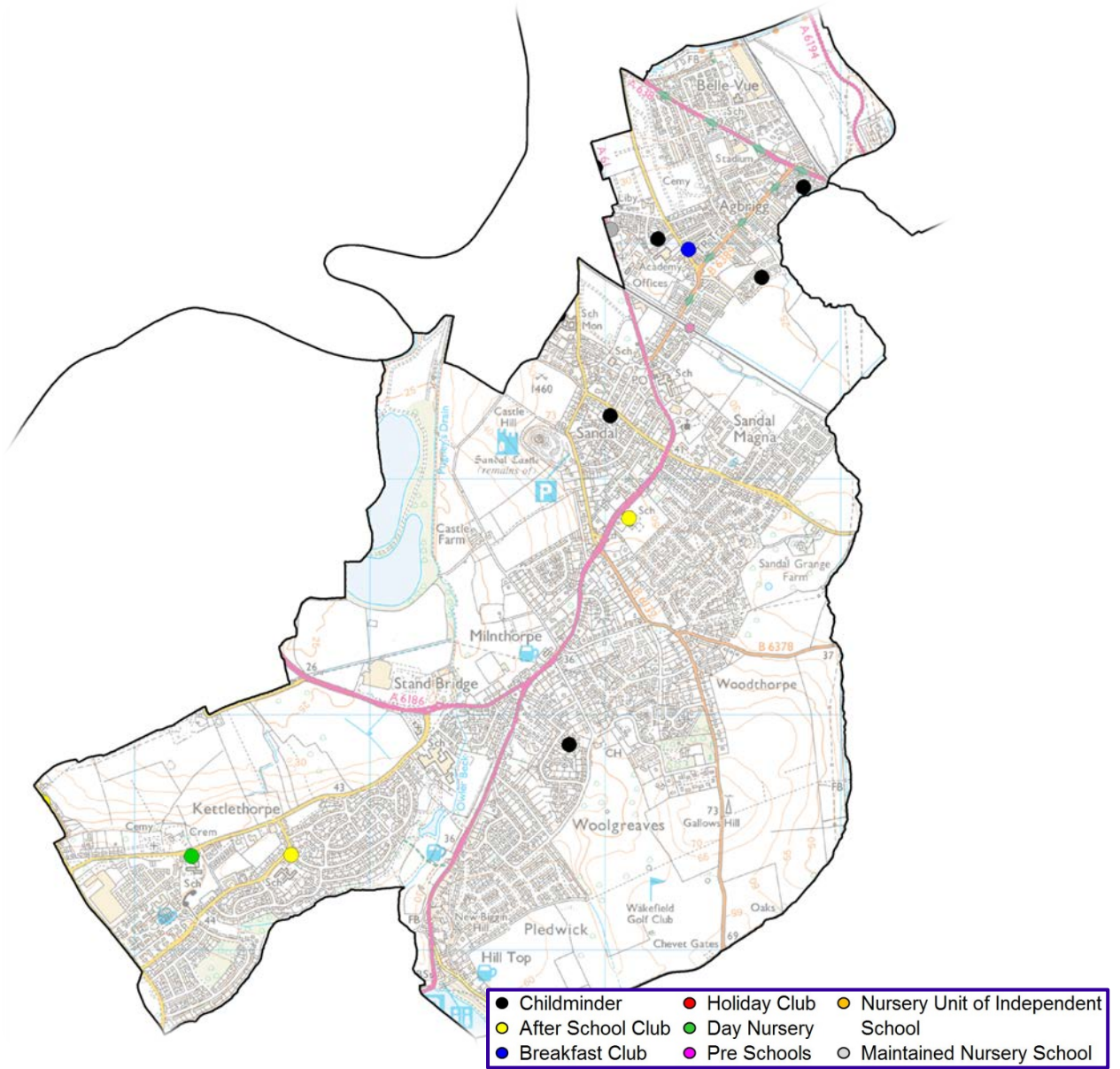
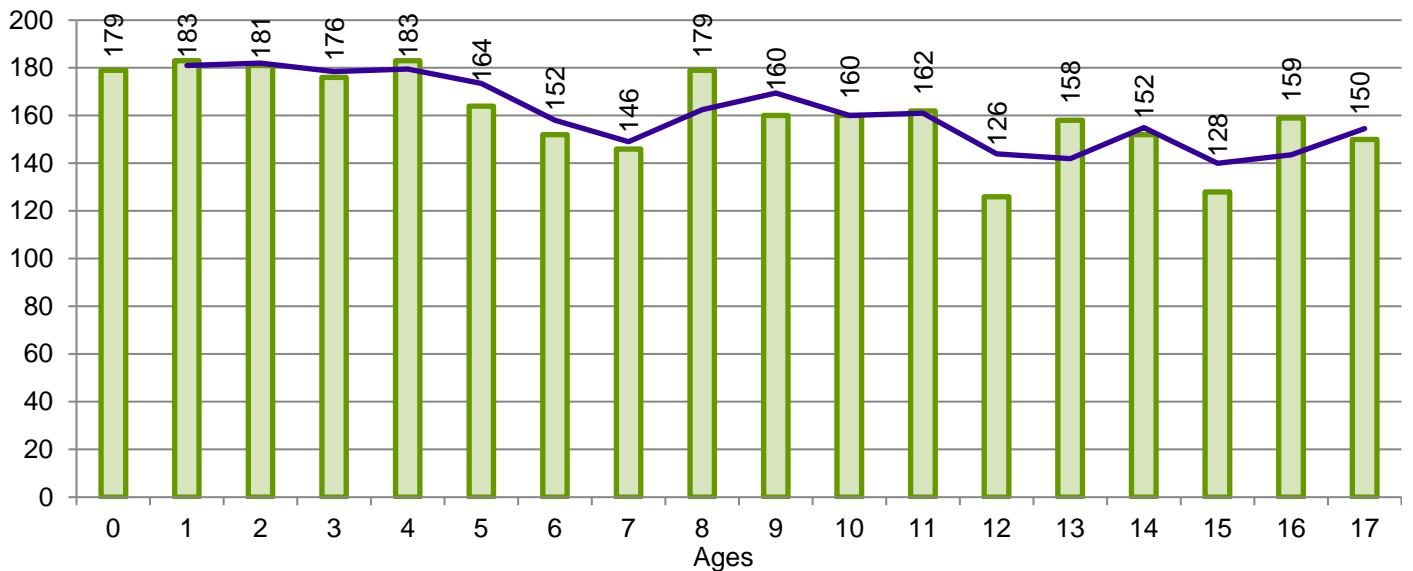


Ward 19 Wakefield South



Children by Age Group (2,898):



Current Ofsted Judgements

There are 12 home based providers and 1 group based provider rated 'Outstanding' or 'Good' by Ofsted. There are 2 providers at 'Initial Inspection'.

Childcare Costs - Spring Term 2018

Provider Type	Care Type	Lowest	Highest	Average	District Average
Home Based	Per Hour	£3.00	£4.00	£3.67	£3.99
Group Based 0 to U2 (Full Day)	Per Day	£43.80	£43.80	£43.80	£41.64
Group Based 2 to U3 (Full Day)	Per Day	£41.50	£42.00	£41.75	£39.79
Group Based 3+ (Full Day)	Per Day	£41.50	£42.00	*£41.75	£39.94
Group Based 0 to U2 (Part Time)	25 Hours	£111.10	£111.10	£111.10	£109.98
Group Based 2 to U3 (Part Time)	25 Hours	£106.00	£107.25	£106.63	£104.55
Group Based 3+ (Part Time)	25 Hours	£106.00	£107.25	£106.63	£103.53
Holiday Clubs	Per Day				£28.99
OOS Clubs Before School	Per Session				£5.45
OOS Clubs After School	Per Session	£7.00	£10.00	£8.50	£8.53
School Breakfast Clubs	Per Session	£1.50	£2.50	£2.00	£2.54

* Denotes 10% above the district average.

Children aged 0 to Under 5

Type	Term Time	Providers	Places	Vacancies				Children Per Place
				FTE	Average Daily	EYFE Providers		
						15 Hour Sessions	30 Hour Sessions	
Home Based	0 to U2	5	5	2	2			8.84
	2 to U3	5	5	1	1	6		
	3 to U5	5	5	2	2		3	
Group Based	0 to U2	1	9	0	1			
	2 to U3	3	46	2	4	11		
	3 to U5	2	32	1	3		19	
School Places 3-U5		5	221			41		
Total:			323	8	13	58	22	

Type	School Holidays	Providers	Places	Vacancies		0 to U5's	Children Per Place
				FTE	Average Daily		
Home Based	0 to U2	4	4	2	1	902	20.04
	2 to U3	4	4	1	0		
	3 to U5	4	4	1	1		
Group Based	0 to U2	1	9	0	1		
	2 to U3	1	8	2	4		
	3 to U5	1	16	0	See Term Time		
Total:			45	6	7		

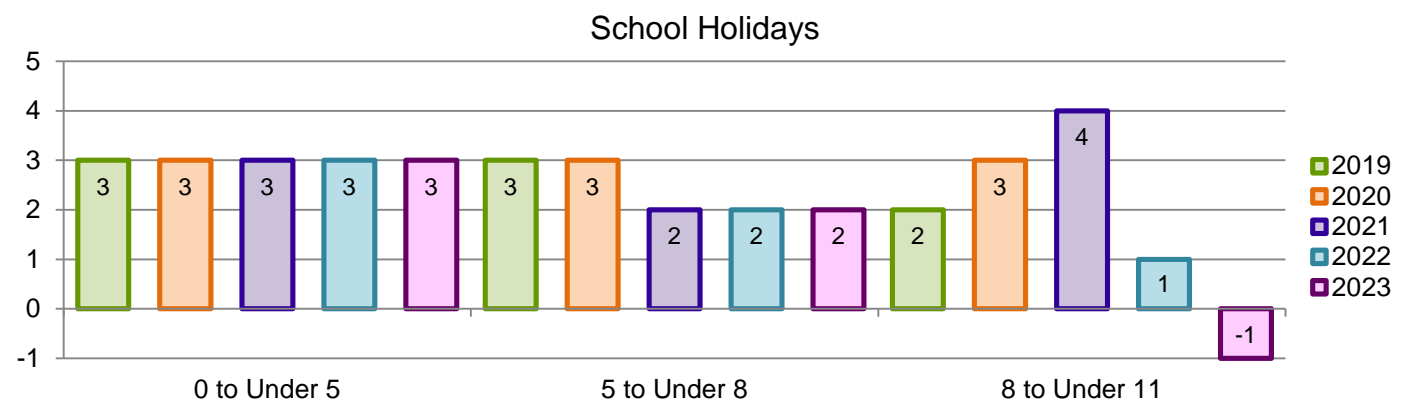
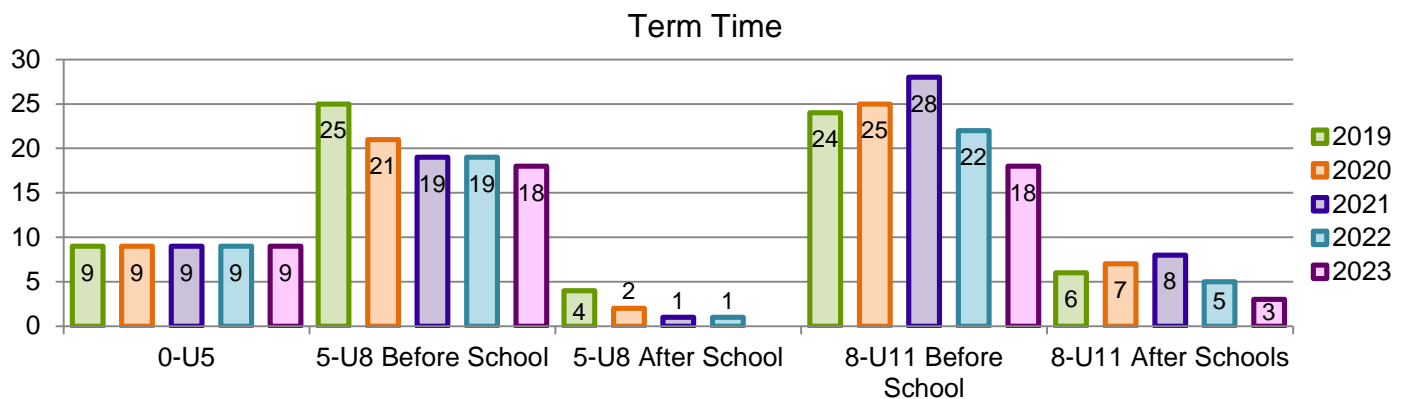
Children aged 5 to Under 8

Type		Providers	Places	Children		
				Total	Per Place	
Before School	Home Based	5	15	462	5	
	Group Based	3	84			
	Total:		99			
After School	Home Based	5	15		462	10
	Group Based	2	31			
	Total:		46			
School Holidays	Home Based	4	12	462		39
	Group Based	0	0			
	Total:		12			

Children aged 8 to Under 11

Type		Providers	Places	Children		
				Total	Per Place	
Before School	Home Based	1	6	499	5	
	Group Based	3	105			
	Total:		111			
After School	Home Based	1	2		499	11
	Group Based	2	24			
	Total:		26			
School Holidays	Home Based	1	2	499		12
	Group Based	0	40			
	Total:		42			

Ward 19 Forecast Vacancies for 2019 – 2023



Early Year Free Entitlement Take Up of Provision for Two, Three and Four Year Olds

There are a total of 17 two year old vacancies in Ward 19 and 74 two year old children became eligible for a place in the summer term 2018.

2YO	EYFE Take Up of Provision	Actual	Forecast			
		2018	2019	2020	2021	2022
	Number of Eligible 2YO	74	80	78	79	79
	Vacancies based on 80% Take Up	-42	-44	-43	-43	--43
	Vacancies based on 100% Take Up	-57	-60	-58	-59	-59

There are a total of 320 three and four year old part time places available in Ward 19 and 233 three and four year olds have taken-up an EYFE place (84%). 157 children take up their EYFE place in schools (67%) and 76 children take up their EYFE place in the PVIC sector (37%). 81 children take up extended entitlement (29%) which is lower than the district average (35%).

Type of Provider	Places Available	Part Time Places Take Up	
		Universal	Extended
Childminder	3	9	13
Day Nursery	32	58	45
School Nursery	130	157	0
School Nursery – 30 Hours	91		19
Independent School	0	9	4
Total:	320	233	81

3YO and 4YO	Projected Take Up of Provision and Vacancies	2018/19			2019/20		
		Autumn	Spring	Summer	Autumn	Spring	Summer
	3YO & 4YO Children	176	61	46	181	61	52
	15 Hours – 100% Take Up	37	-24	-70	32	-29	-81
	15 Hours – Ward Take Up (84%)	65	14	-25	61	10	-34
	30 Hours	12	-8	-23	7	-13	-30
	Surplus / Shortfall	77	6	-48	68	-3	-64
	Projected Take Up of Provision and Vacancies	2020/21			All 3 & 4YO PVIC places are used as extended entitlement places (30 hours). To determine whether there is surplus/shortfall, the following method has been applied: i. Surplus 30 hour places less next terms predicted 30 hour children ii. Places remaining multiplied by 2 (30 hour places can be used twice) iii. Places remaining less 15 hour ward take up places.		
		Autumn	Spring	Summer			
	3YO & 4YO Children	183	66	43			
	15 Hours – 100% Take Up	30	-36	-79			
	15 Hours – Ward Take Up (84%)	59	4	-32			
	30 Hours	6	-15	-29			
	Surplus / Shortfall	66	-11	-61			

The forecast numbers does forecast pressures in Ward 19 for two, three and four year old places in the spring and summer term. Please refer to the Childcare Sufficiency Action Plan on page 258.