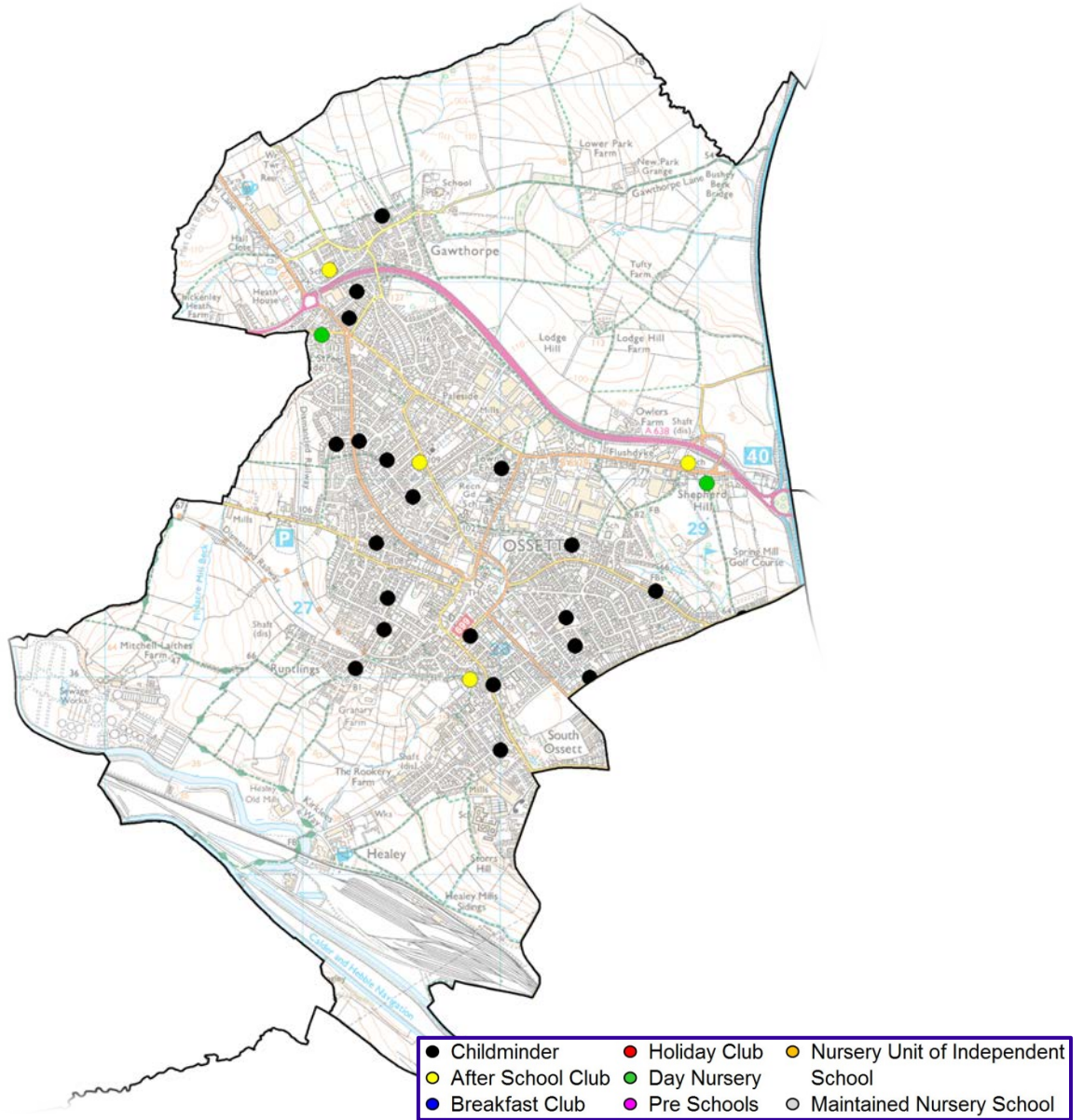
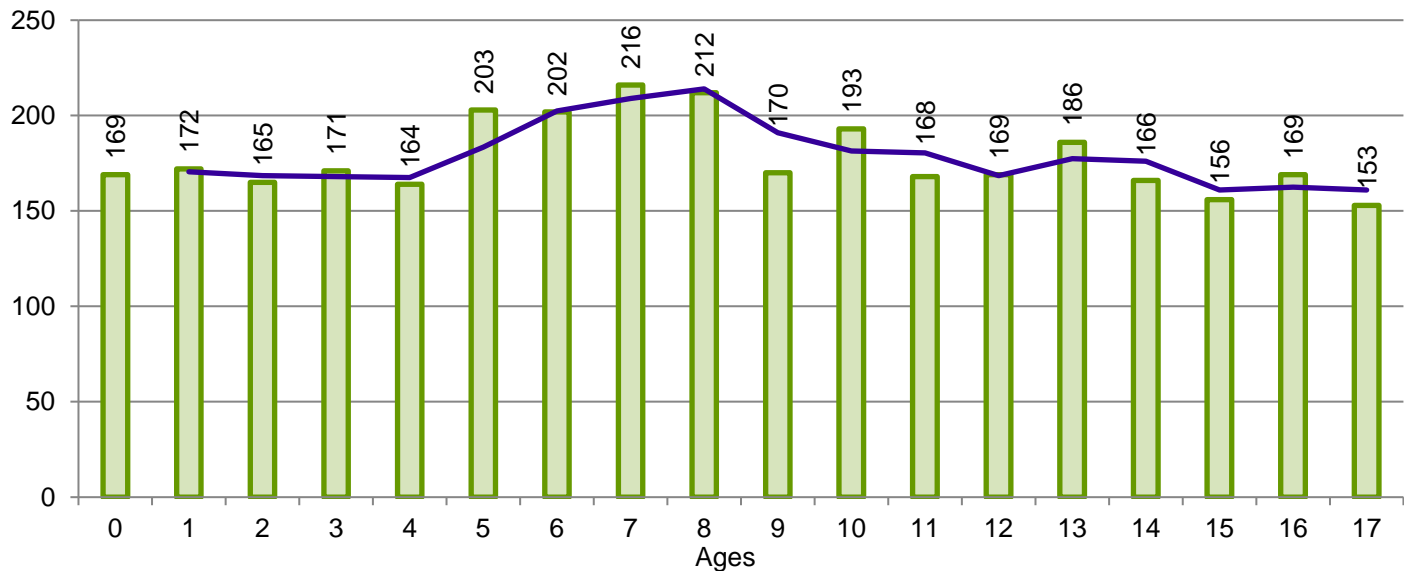


Ward 11 Ossett



Children by Age Group (3,204):



Current Ofsted Judgements

There are 19 home based providers and 2 group based providers rated 'Outstanding' or 'Good' by Ofsted. There are no providers at 'Initial Inspection'.

Childcare Costs - Spring Term 2018

Provider Type	Care Type	Lowest	Highest	Average	District Average
Home Based	Per Hour	£3.50	£5.00	£3.96	£3.99
Group Based 0 to U2 (Full Day)	Per Day	£41.80	£43.50	£42.65	£41.64
Group Based 2 to U3 (Full Day)	Per Day	£41.80	£43.50	£42.65	£39.79
Group Based 3+ (Full Day)	Per Day	£40.50	£41.80	*£41.15	£39.94
Group Based 0 to U2 (Part Time)	25 Hours	£110.85	£114.50	£112.68	£109.98
Group Based 2 to U3 (Part Time)	25 Hours	£110.85	£114.50	£112.68	£104.55
Group Based 3+ (Part Time)	25 Hours	£108.25	£111.10	£109.68	£103.53
Holiday Clubs	Per Day	£22.00	£33.50	£27.33	£28.99
OOS Clubs Before School	Per Session			£5.08	£5.45
OOS Clubs After School	Per Session	£8.50	£10.00	£9.00	£8.53
School Breakfast Clubs	Per Session	£3.00	£3.00	*£3.00	£2.54

* Denotes 10% above the district average.

Children aged 0 to Under 5

Term Time		Providers	Places	Vacancies				Children Per Place
				FTE	Average Daily	EYFE Providers		
						15 Hour Sessions	30 Hour Sessions	
Home Based	0 to U2	17	33	5	5			3.75
	2 to U3	18	27	7	9	32		
	3 to U5	19	29	4	7		8	
Group Based	0 to U2	2	33	1	4			
	2 to U3	4	40	0	2	5		
	3 to U5	2	62	4	9		22	
School Places 3-U5		5	238			89		
Total:			462	21	36	126	30	

School Holidays		Providers	Places	Vacancies		0 to U5's	Children Per Place	
				FTE	Average Daily			
Home Based	0 to U2	14	27	8	11	841	3.79	
	2 to U3	15	22	4	4			
	3 to U5	14	22	4	8			
Group Based	0 to U2	2	24	1	4			
	2 to U3	3	54	0	2			
	3 to U5	3	80	4	4			
Total:			229	21	33			

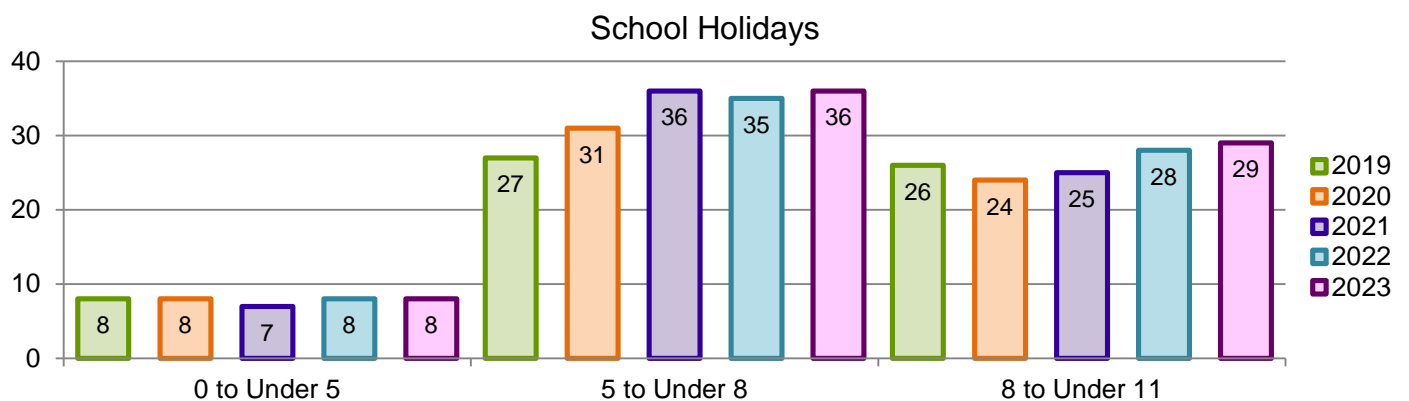
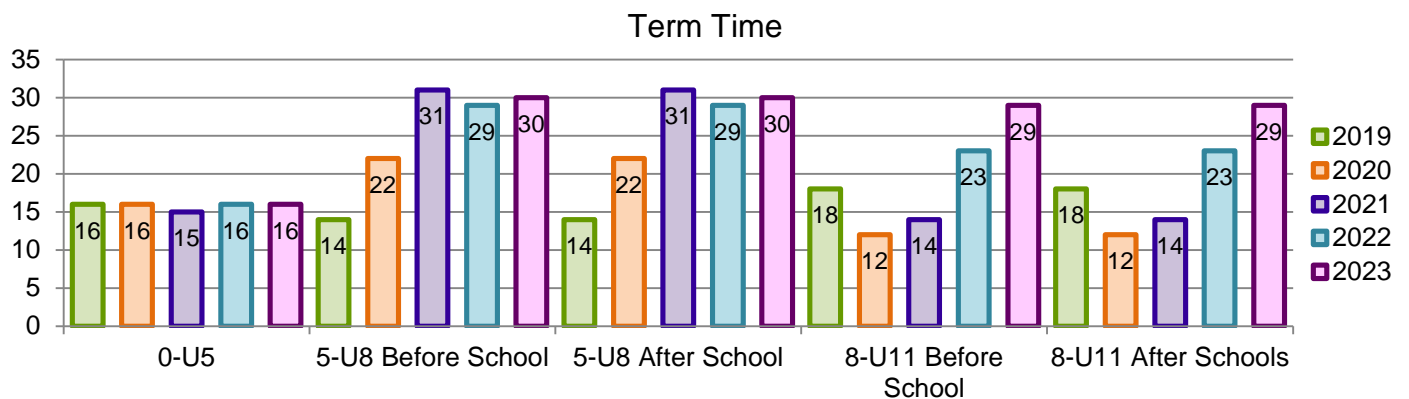
Children aged 5 to Under 8

Type		Providers	Places	Children	
				Total	Per Place
Before School	Home Based	17	73	621	4
	Group Based	4	55		
	Total:		128		
After School	Home Based	17	73		
	Group Based	4	55		
	Total:		128		
School Holidays	Home Based	13	59	6	
	Group Based	3	46		
	Total:		105		

Children aged 8 to Under 11

Type		Providers	Places	Children	
				Total	Per Place
Before School	Home Based	10	20	575	4
	Group Based	3	28		
	Total:		48		
After School	Home Based	10	36		4
	Group Based	3	28		
	Total:		64		
School Holidays	Home Based	10	28	10	
	Group Based	3	32		
	Total:		60		

Ward 11 Forecast Vacancies for 2019 – 2023



Early Year Free Entitlement Take Up of Provision for Two, Three and Four Year Olds

There are a total of 44 two year old vacancies in Ward 11 and 36 two year old children became eligible for a place in the summer term 2018.

2YO	EYFE Take Up of Provision	Actual	Forecast			
		2018	2019	2020	2021	2022
	Number of Eligible 2YO	36	46	45	45	45
	Vacancies based on 80% Take Up	15	30	31	31	30
	Vacancies based on 100% Take Up	8	21	22	22	21

There are a total of 325 three and four year old part time places available in Ward 11 and 269 three and four year olds have taken-up an EYFE place (102%). 213 children take up their EYFE place in schools (80%) and 56 children take up their EYFE place in the PVIC sector (20%). 109 children take up extended entitlement (40%) which is higher than the district average (35%).

3YO and 4YO	Type of Provider	Places Available	Part Time Places					
			Take Up					
			Universal	Extended				
	Childminder	25	5	31				
	Day Nursery	62	48	54				
	School Nursery	186	213	0				
	School Nursery – 30 Hours	52		23				
	Independent School	0	1	1				
	Pre School	0	2	0				
	Total:	325	269	109				
3YO and 4YO	Projected Take Up of Provision and Vacancies	2018/19			2019/20			
		Autumn	Spring	Summer	Autumn	Spring	Summer	
		3YO & 4YO Children	171	55	33	165	55	49
		15 Hours – 100% Take Up	59	4	-29	65	10	-39
		15 Hours – Ward Take Up (102%)	56	3	-30	62	9	-40
		30 Hours	87	65	52	86	64	44
		Surplus / Shortfall	143	68	77	148	97	57
		Projected Take Up of Provision and Vacancies	2020/21			All 3 & 4YO PVIC places are used as extended entitlement places (30 hours). To determine whether there is surplus/shortfall, the following method has been applied: i. Surplus 30 hour places less next terms predicted 30 hour children ii. Places remaining multiplied by 2 (30 hour places can be used twice) iii. Places remaining less 15 hour ward take up places.		
			Autumn	Spring	Summer			
		3YO & 4YO Children	172	58	47			
		15 Hours – 100% Take Up	58	0	-47			
		15 Hours – Ward Take Up (102%)	55	-1	-48			
		30 Hours	83	60	41			
		Surplus / Shortfall	138	81	33			

The forecast numbers does not forecast pressures in Ward 11 for two, three and four year old places however; the take up of extended entitlement will need to be monitored to ensure places remain available. Please refer to the Childcare Sufficiency Action Plan on page 258.