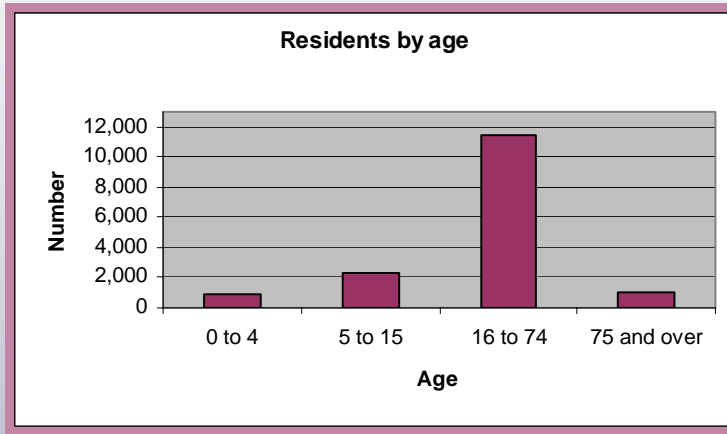
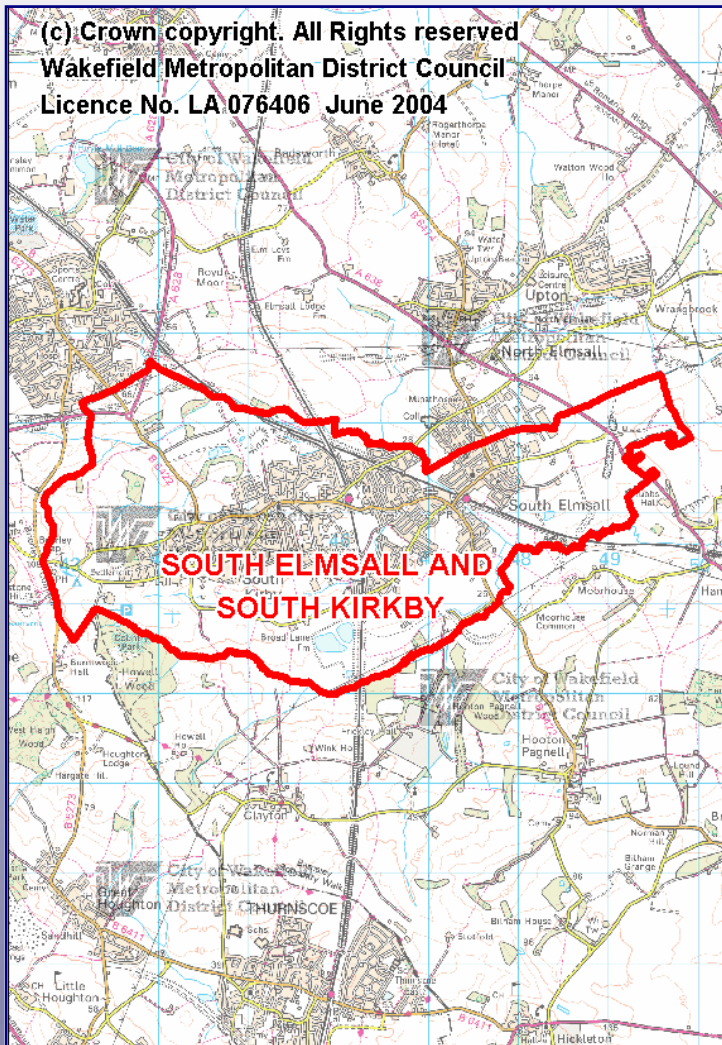


# South Elmsall & South Kirkby ward profile, City of Wakefield Metropolitan District Council

This profile shows a selection of key statistics about the South Elmsall & South Kirkby ward (2004 boundary), taken from the 2001 Census\*. Ward information is compared with that of the Wakefield District and also nationally.

The map below shows the boundary for the South Elmsall & South Kirkby ward:

On Census day, there were 17,086 residents in the South Elmsall & South Kirkby ward. The ages, marital status and ethnicity of these residents are shown below:



<u>Marital status</u>	South Elmsall & South Kirkby (number)	South Elmsall & South Kirkby %	Wakefield District %	England %
<b>All people over 16</b>	<b>13,248</b>			
Single	3,558	26.9	26.1	30.2
Married or re-married	6,875	51.9	53.4	50.9
Separated or divorced	1,497	12.1	11.7	10.6
Widowed	1,218	9.2	8.8	8.3

<u>Age</u>	South Elmsall & South Kirkby (number)	South Elmsall & South Kirkby %	Wakefield District %	England %
<b>All residents</b>	<b>17,086</b>			
0 to 4	1,102	6.5	5.7	6.0
5 to 15	2,735	16.0	14.8	14.2
16 to 74	12,095	70.8	72.4	72.3
75 and over	1,157	6.8	7.1	7.5

<u>Gender</u>	South Elmsall & South Kirkby (number)
Male	8,305
Female	8,781

<u>Ethnicity</u>	South Elmsall & South Kirkby (number)	South Elmsall & South Kirkby %	Wakefield District %	England %
White (British, Irish, any other White background)	16,996	99.5	97.7	90.9
Mixed (White & Black Caribbean, White & Black African, White & Asian, any other Mixed background)	43	0.3	0.5	1.3
Asian or Asian British (Indian, Pakistani, Bangladeshi, any other Asian background)	28	0.2	1.4	4.6
Black or Black British (Caribbean, African, any other Black background)	11	0.1	0.1	2.3
Chinese or other Ethnic group (Chinese, any other background)	8	0.0	3.0	0.9

\* Source: Census 2001, © Crown Copyright 2003. Crown copyright material is reproduced with the permission of the Controller of HMSO

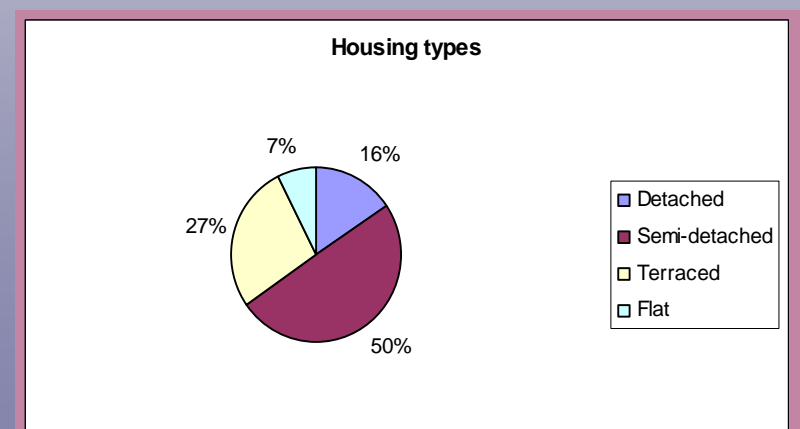
## Housing

***This section explores the following three areas in the South Elmsall & South Kirkby ward: The type of houses occupied (e.g. detached, semi-detached etc), tenure (meaning who owns a property, e.g. owner-occupied, rented from Council etc) and who makes up a household (e.g. one person households, married couple households etc).***

<u>Tenure</u>	South Elmsall & South Kirkby (number)	South Elmsall & South Kirkby %	Wakefield District %	England %
<b>All household tenures</b>	<b>7,081</b>			
<b>Owner-occupied</b>	4,154	58.7	65.2	68.7
<b>Rented from Council</b> (includes housing Co-operative & Charitable Trust)	1,980	28.0	25.7	13.2
<b>Rented from Housing Association or Registered Social Landlord</b> (includes employer of a household member & relative or friend of a household member & living rent free)	256	3.6	2.2	6.1
<b>Private or other rented</b>	691	9.8	6.9	12.0

<u>Household composition</u>	South Elmsall & South Kirkby (number)	South Elmsall & South Kirkby %	Wakefield District %	England %
<b>All households</b>	<b>7,081</b>			
<b>One person households</b>	1,976	27.8	28.3	30.0
<b>Married couple households</b>	2,669	37.6	39.6	36.5
<b>Cohabiting couple households</b>	649	9.2	9.4	8.3
<b>Households with dependant children <sup>1</sup></b>	2,346	33.1	30.9	29.4
<b>Lone parent households</b>	865	12.2	9.7	9.5
<b>Lone parent households with dependant children <sup>1</sup></b>	619	8.7	6.6	6.4
<b>Pensioner only households</b>	1,682	23.8	23.6	23.7
<b>Pensioners living alone</b>	1,034	14.6	14.5	14.4

<u>Housing</u>	South Elmsall & South Kirkby (number)	South Elmsall & South Kirkby %	Wakefield District %	England %
<b>All housing types</b>	<b>7,368</b>			
<b>Detached</b>	1,145	15.5	20.1	22.5
<b>Semi-detached</b>	3,666	49.7	45.0	31.6
<b>Terraced</b>	2,014	27.3	24.5	25.8
<b>Flat</b>	546	7.4	10.3	19.7
<b>Non permanent accommodation</b>	0	0.0	0.2	0.4



<sup>1</sup> A dependent child is a person in a household aged 0-15 (whether or not in a family), or a person aged 16-18 who is a full-time student and in a family with parent(s)

## Work

This section looks at work related topics affecting those living in the South Elmsall & South Kirkby ward.

<u>Occupation</u>	South Elmsall & South Kirkby (number)	South Elmsall & South Kirkby %	Wakefield District %	England %
<b>All people aged 16-74 in employment</b>	<b>6,515</b>			
<b>Managers &amp; senior officials</b> (Senior officials in national/local government, directors, chief executives, managers)	591	9.1	12.3	15.3
<b>Professional</b> (Chemists, engineers, IT professionals, psychologists, pharmacists, opticians, dentists, vets, teachers, research professionals, accountants, architects, surveyors, social workers, clergy, librarians)	251	3.8	7.6	11.2
<b>Associate professional &amp; technical</b> (Technicians, building inspectors, nurses, midwives, paramedics, chiropodists, physiotherapists, police officers, fire service officers, authors, actors, graphic designers, journalists, photographers, sports players/coaches, aircraft pilots, train drivers)	556	8.5	11.6	13.8
<b>Administrative &amp; secretarial</b> (Book-keepers, insurance clerks, library assistants, telephonists, secretaries, receptionists, typists)	754	11.6	12.0	13.4
<b>Skilled trades</b> (Farmers, gardeners, pipe fitters, mechanics, electricians, bricklayers, plumbers, carpenters, plasterers, painters & decorators, printers, butchers, bakers, floral arrangers)	766	11.7	12.3	11.5
<b>Personal service occupations</b> (Dental nurses, nursery nurses, travel agents, hairdressers, beauticians, caretakers)	560	8.6	7.1	6.9
<b>Sales &amp; customer service</b> (Sales & retail assistants, market & street traders, call centre operators)	413	6.3	8.7	7.7
<b>Process, plant &amp; machine operatives</b> (Assemblers, scaffolders, sewing machinists, HGV drivers, bus/coach drivers, driving instructors, fork lift truck drivers)	826	12.7	11.9	8.4
<b>Elementary</b> (Farm workers, labourers, postal workers, hospital porters, waiters/waitresses, bar staff, window cleaners, road sweepers, cleaners, refuse occupations, traffic wardens, shelf fillers)	1,798	27.6	16.4	11.8

<u>Qualifications</u>	South Elmsall & South Kirkby (number)	South Elmsall & South Kirkby %	Wakefield District %	England %
<b>All people aged 16-74</b>	<b>12,088</b>			
<b>Degree level or higher <sup>2</sup></b>	813	6.7	12.5	19.9
<b>No qualifications</b>	5,820	48.1	39.1	28.9

<u>Economically active</u> (Aged 16-74)	South Elmsall & South Kirkby (number)	South Elmsall & South Kirkby %	Wakefield District %	England %
<b>All people aged 16-74</b>	<b>12,088</b>			
<b>Employees full-time</b>	4,207	34.8	40.1	40.8
<b>Employees part-time</b>	1,633	13.5	12.9	11.8
<b>Self-employed</b>	506	4.2	5.8	8.3
<b>Unemployed</b>	438	3.6	3.5	3.3
<b>Full-time students</b>	195	1.6	1.9	2.6

<u>Economically inactive</u> (Aged 16-74)	South Elmsall & South Kirkby (number)	South Elmsall & South Kirkby %	Wakefield District %	England %
<b>All people aged 16-74</b>	<b>12,088</b>			
<b>Retired</b>	1,692	14.0	14.4	13.5
<b>Permanently sick or disabled</b>	1,620	13.4	8.3	5.3
<b>Looking after home/family</b>	958	7.9	6.5	6.5
<b>Student</b>	316	2.6	3.1	4.7
<b>Other</b>	523	4.3	3.4	3.1

<u>Travel to work</u>	South Elmsall & South Kirkby (number)	South Elmsall & South Kirkby %	Wakefield District %	England %
<b>All people aged 16-74 in employment</b>	<b>6,515</b>			
<b>Car, van, motorcycle, taxi</b>	4,357	66.9	68.1	62.7
<b>Public transport</b> (defined as Underground metro, light rail, tram, train, bus, minibus or coach)	671	10.3	11.5	14.9
<b>Bicycle or foot</b>	1,076	16.5	12.2	12.8

<sup>2</sup> First Degree, Higher Degree, NVQ levels 4 and 5, HNC, HND, Qualified Teacher Status, Qualified Medical Doctor, Qualified Dentist, Qualified Nurse, Midwife, Health Visitor.

# Health

This section looks at health and caring issues affecting those living in the South Elmsall & South Kirkby ward.

<u>Health</u>	South Elmsall & South Kirkby (number)	South Elmsall & South Kirkby %	Wakefield District %	England %
<b>Ward population</b>	<b>17,086</b>			
<b>People with a limiting long-term illness (LLTI) 3</b>	4,815	28.2	22.4	17.9
<b>People whose health is good</b>	10,296	60.3	64.6	68.8
<b>People whose health is fairly good</b>	3,992	23.4	23.1	22.2
<b>People whose health is not good</b>	2,798	16.4	12.3	9.0
<b>All people who provide unpaid care 4</b>	2,099	12.3	11.1	9.9
<b>People who provide unpaid care for 50+ hours a week</b>	665	3.9	2.7	2.0

3 Limiting long-term illness covers any long-term illness, health problem or disability that limits daily activities or work

4 Provision of unpaid care; looking after, giving help or support to family members, friends, neighbours or others because of long-term physical or mental ill-health or disability or problems relating to old age

