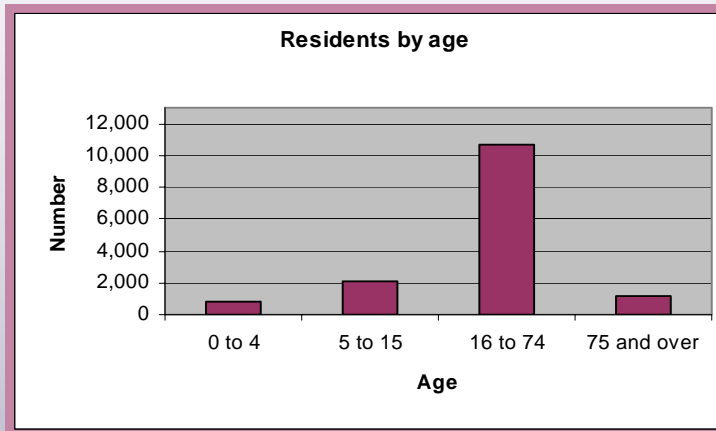
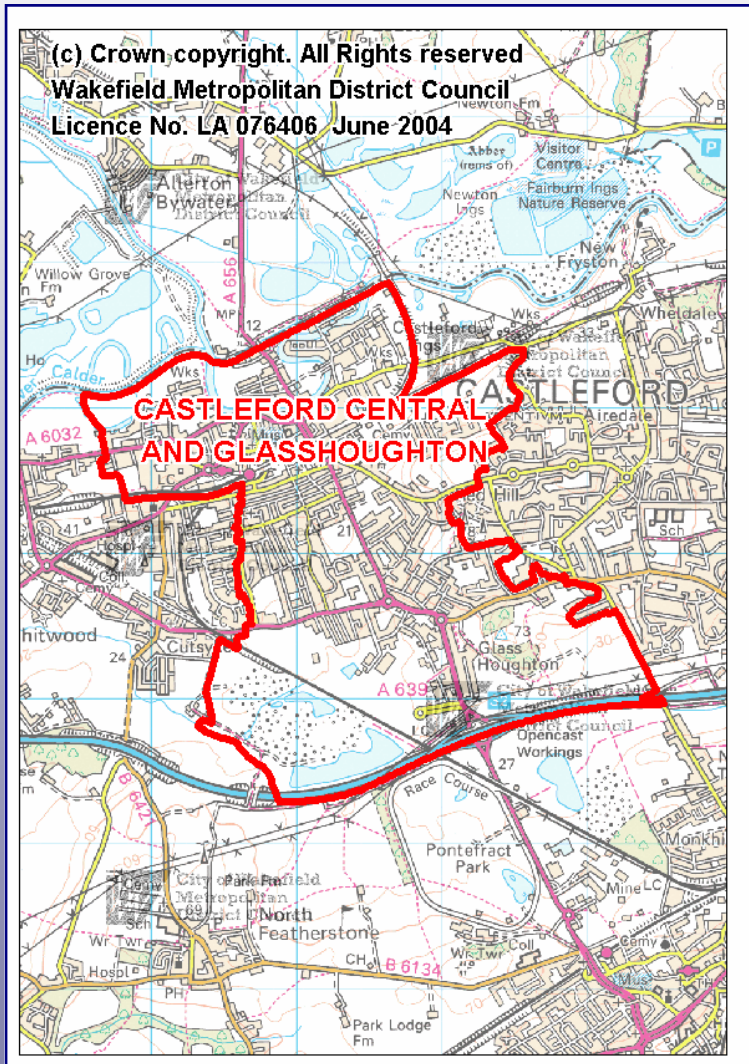


Castleford Central & Glasshoughton ward profile, City of Wakefield Metropolitan District

This profile shows a selection of key statistics about the Castleford Central & Glasshoughton ward (2004 boundary), taken from the 2001 Census*. Ward information is compared with that of the Wakefield District and also nationally.

The map below shows the boundary for the Castleford Central & Glasshoughton ward:

On Census day, there were 14,628 residents in the Castleford Central & Glasshoughton ward. The ages, marital status and ethnicity of these residents are shown below:



<u>Marital status</u>	Castleford Central & Glasshoughton (number)	Castleford Central & Glasshoughton %	Wakefield District %	England %
All people over 16	11,719			
Single	3,248	27.7	26.1	30.2
Married or re-married	6,080	51.8	53.4	50.9
Separated or divorced	1,403	11.9	11.7	10.6
Widowed	1,046	8.9	8.8	8.3

<u>Age</u>	Castleford Central & Glasshoughton (number)	Castleford Central & Glasshoughton %	Wakefield District %	England %
All residents	14,628			
0 to 4	777	5.3	5.7	6.0
5 to 15	2,041	14.0	14.8	14.2
16 to 74	10,630	73.0	72.4	72.3
75 and over	1,103	7.6	7.1	7.5

<u>Gender</u>	Castleford Central & Glasshoughton (number)
Male	7,120
Female	7,508

<u>Ethnicity</u>	Castleford Central & Glasshoughton (number)	Castleford Central & Glasshoughton %	Wakefield District %	England %
White (British, Irish, any other White background)	14,507	99.1	97.7	90.9
Mixed (White & Black Caribbean, White & Black African, White & Asian, any other Mixed background)	49	0.3	0.5	1.3
Asian or Asian British (Indian, Pakistani, Bangladeshi, any other Asian background)	33	0.2	1.4	4.6
Black or Black British (Caribbean, African, any other Black background)	4	0	0.1	2.3
Chinese or other ethnic group (Chinese, any other background)	32	0.2	3.0	0.9

* Source: Census 2001, © Crown Copyright 2003. Crown copyright material is reproduced with the permission of the Controller of HMSO

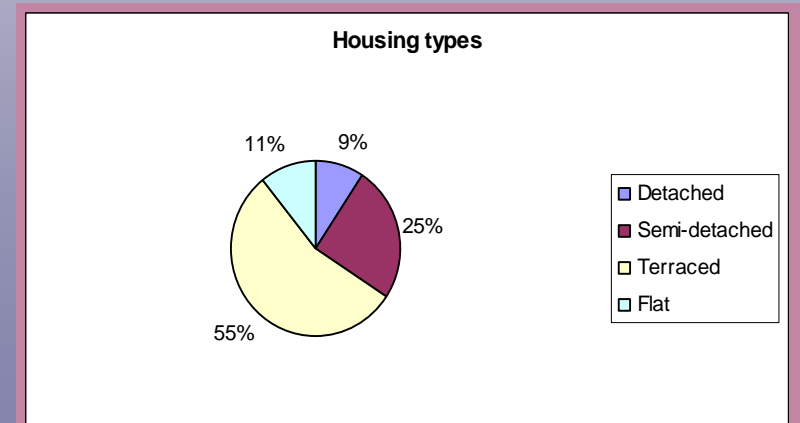
Housing

This section explores the following three areas in the Castleford Central & Glasshoughton ward: The type of houses occupied (e.g. detached, semi-detached etc), tenure (meaning who owns a property, e.g. owner-occupied, rented from Council etc) and who makes up a household (e.g. one person households, married couple households etc).

<u>Tenure</u>	Castleford Central & Glasshoughton (number)	Castleford Central & Glasshoughton%	Wakefield District %	England %
All household tenures	6,415			
Owner-occupied	4,833	75.3	65.2	68.7
Rented from Council (includes housing Co-operative & Charitable Trust)	798	12.4	25.7	13.2
Rented from Housing Association or Registered Social Landlord (includes employer of a household member & relative or friend of a household member & living rent free)	119	1.8	2.2	6.1
Private or other rented	665	10.3	6.9	12.0

<u>Household composition</u>	Castleford Central & Glasshoughton (number)	Castleford Central & Glasshoughton %	Wakefield District %	England %
All households	6,415			
One person households	2,001	31.1	28.3	30.0
Married couple households	2,435	37.9	39.6	36.5
Cohabiting couple households	696	10.8	9.4	8.3
Households with dependant children 1	1,862	29.0	30.9	29.4
Lone parent households	555	8.6	9.7	9.5
Lone parent households with dependant children 1	350	5.4	6.6	6.4
Pensioner only households	1,438	22.4	23.6	23.7
Pensioners living alone	942	14.6	14.5	14.4

<u>Housing</u>	Castleford Central & Glasshoughton (number)	Castleford Central & Glasshoughton%	Wakefield District %	England %
All housing types	6,726			
Detached	606	9.0	20.1	22.5
Semi-detached	1,675	24.9	45.0	31.6
Terraced	3,661	54.4	24.5	25.8
Flat	712	10.5	10.3	19.7
Non permanent accommodation	6	0.0	0.2	0.4



¹ A dependent child is a person in a household aged 0-15 (whether or not in a family), or a person aged 16-18 who is a full-time student and in a family with parent(s)

Work

This section looks at work related topics affecting those living in the Castleford Central & Glasshoughton ward.

<u>Occupation</u>	Castleford Central & Glasshoughton (number)	Castleford Central & Glasshoughton %	Wakefield District %	England %
All people aged 16-74 in employment	6,826			
Managers & senior officials (Senior officials in national/local government, directors, chief executives, managers)	639	9.3	12.3	15.3
Professional (Chemists, engineers, IT professionals, psychologists, pharmacists, opticians, dentists, vets, teachers, research professionals, accountants, architects, surveyors, social workers, clergy, librarians)	319	4.6	7.6	11.2
Associate professional & technical (Technicians, building inspectors, nurses, midwives, paramedics, chiropodists, physiotherapists, police officers, fire service officers, authors, actors, graphic designers, journalists, photographers, sports players/coaches, aircraft pilots, train drivers)	617	9.0	11.6	13.8
Administrative & secretarial (Book-keepers, insurance clerks, library assistants, telephonists, secretaries, receptionists, typists)	823	12.0	12.0	13.4
Skilled trades (Farmers, gardeners, pipe fitters, mechanics, electricians, bricklayers, plumbers, carpenters, plasterers, painters & decorators, printers, butchers, bakers, floral arrangers)	920	13.4	12.3	11.5
Personal service occupations (Dental nurses, nursery nurses, travel agents, hairdressers, beauticians, caretakers)	475	6.9	7.1	6.9
Sales & customer service (Sales & retail assistants, market & street traders, call centre operators)	712	10.4	8.7	7.7
Process, plant & machine operatives (Assemblers, scaffolders, sewing machinists, HGV drivers, bus/coach drivers, driving instructors, fork lift truck drivers)	1,025	15.0	11.9	8.4
Elementary (Farm workers, labourers, postal workers, hospital porters, waiters/waitresses, bar staff, window cleaners, road sweepers, cleaners, refuse occupations, traffic wardens, shelf fillers)	1,295	18.9	16.4	11.8

<u>Qualifications</u>	Castleford Central & Glasshoughton (number)	Castleford Central & Glasshoughton %	Wakefield District %	England %
All people aged 16-74	10,681			
Degree level or higher 2	778	7.2	12.5	19.9
No qualifications	4,557	42.6	39.1	28.9

<u>Economically active (Aged 16-74)</u>	Castleford Central & Glasshoughton (number)	Castleford Central & Glasshoughton %	Wakefield District %	England %
All people aged 16-74	10,681			
Employees full-time	4,568	42.7	40.1	40.8
Employees part-time	1,586	14.8	12.9	11.8
Self-employed	545	5.1	5.8	8.3
Unemployed	354	3.3	3.5	3.3
Full-time students	143	1.3	1.9	2.6

<u>Economically inactive (Aged 16-74)</u>	Castleford Central & Glasshoughton (number)	Castleford Central & Glasshoughton %	Wakefield District %	England %
All people aged 16-74	10,681			
Retired	1,378	12.9	14.4	13.5
Permanently sick or disabled	928	8.6	8.3	5.3
Looking after home/family	656	6.1	6.5	6.5
Student	224	2.0	3.1	4.7
Other	299	2.7	3.4	3.1

<u>Travel to work</u>	Castleford Central & Glasshoughton (number)	Castleford Central & Glasshoughton %	Wakefield District %	England %
All people aged 16-74 in employment	6,826			
Car, van, motorcycle, taxi	4,408	65.3	68.1	62.7
Public transport (defined as Underground metro, light rail, tram, train, bus, minibus or coach)	758	11.2	11.5	14.9
Bicycle or foot	1,234	18.2	12.2	12.8

Health

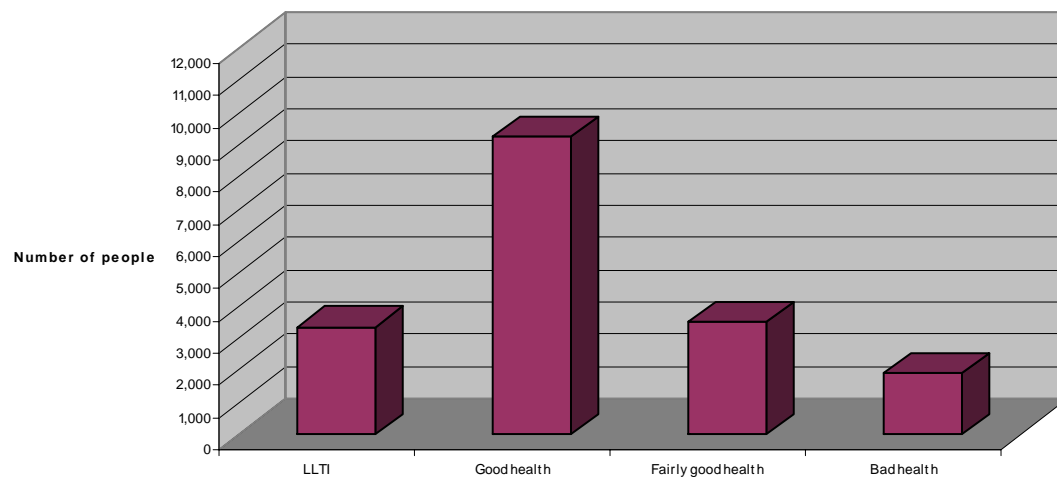
This section looks at health and caring issues affecting those living in the ward.

<u>Health</u>	Castleford Central & Glasshoughton (number)	Castleford Central & Glasshoughton %	Wakefield District %	England %
Ward population	14,628			
People with a limiting long-term illness (LLTI) ³	3,346	22.8	22.4	17.9
People whose health is good	9,245	63.2	64.6	68.8
People whose health is fairly good	3,500	23.9	23.1	22.2
People whose health is not good	1,883	12.8	12.3	9.0
All people who provide unpaid care ⁴	1,577	10.7	11.1	9.9
People who provide unpaid care for 50+ hours a week	414	2.8	2.7	2.0

³ Limiting long-term illness covers any long-term illness, health problem or disability that limits daily activities or work

⁴ Provision of unpaid care; looking after, giving help or support to family members, friends, neighbours or others because of long-term physical or mental ill-health or disability or problems relating to old age

Health



Care issues

