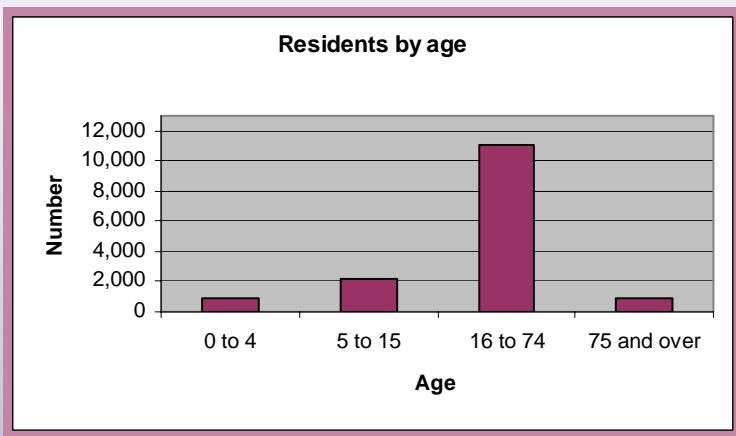
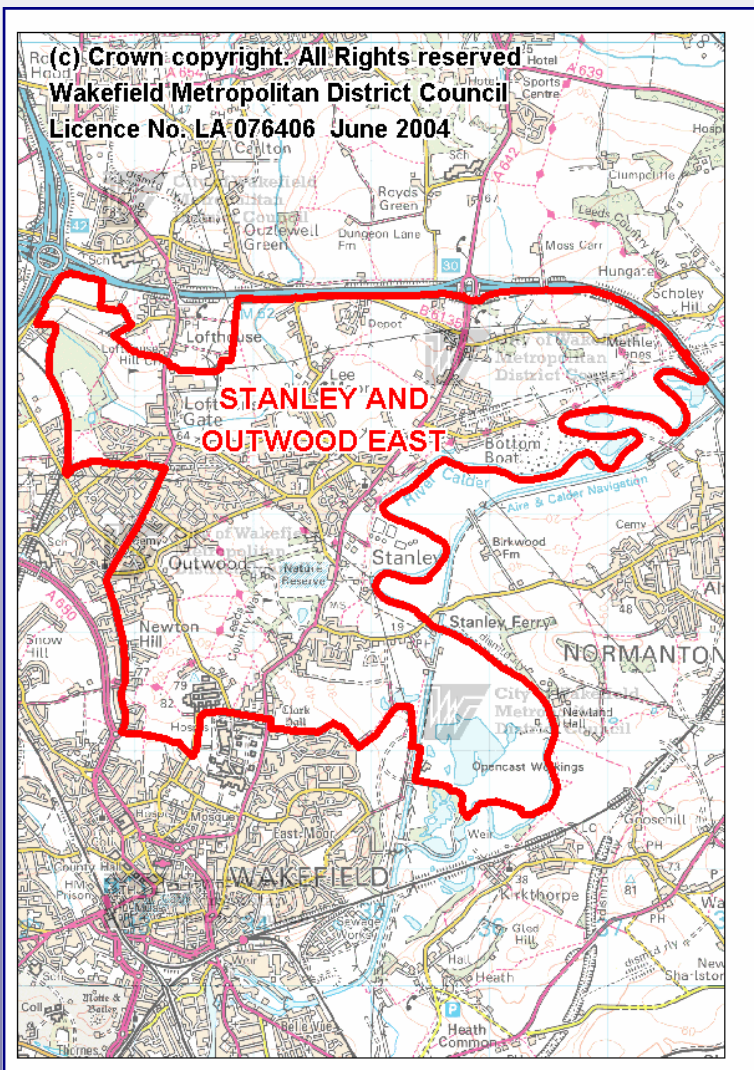


# Stanley & Outwood East ward profile, City of Wakefield Metropolitan District Council

This profile shows a selection of key statistics about the Stanley & Outwood East ward (2004 boundary), taken from the 2001 Census\*. Ward information is compared with that of the Wakefield District and also nationally.

The map below shows the boundary for the Stanley & Outwood East ward:

On Census day, there were 14,405 residents in the Stanley & Outwood East ward. The ages, marital status and ethnicity of these residents are shown below:



<u>Marital status</u>	Stanley & Outwood East (number)	Stanley & Outwood East %	Wakefield District %	England %
<b>All people over 16</b>	<b>11,492</b>			
Single	3,004	26.1	26.1	30.2
Married or re-married	6,543	56.9	53.4	50.9
Separated or divorced	1,206	10.5	11.7	10.6
Widowed	739	6.4	8.8	8.3

<u>Age</u>	Stanley & Outwood East (number)	Stanley & Outwood East %	Wakefield District %	England %
<b>All residents</b>	<b>14,405</b>			
0 to 4	866	5.8	5.7	6.0
5 to 15	2,173	14.5	14.8	14.2
16 to 74	11,066	73.8	72.4	72.3
75 and over	890	5.9	7.1	7.5

<u>Gender</u>	Stanley & Outwood East (number)
Male	7,041
Female	7,364

<u>Ethnicity</u>	Stanley & Outwood East (number)	Stanley & Outwood East %	Wakefield District %	England %
White (British, Irish, any other White background)	14,082	97.8	97.7	90.9
Mixed (White & Black Caribbean, White & Black African, White & Asian, any other Mixed background)	79	0.5	0.5	1.3
Asian or Asian British (Indian, Pakistani, Bangladeshi, any other Asian background)	164	1.1	1.4	4.6
Black or Black British (Caribbean, African, any other Black background)	32	0.2	0.1	2.3
Chinese or other Ethnic group (Chinese, any other background)	50	0.3	3.0	0.9

\* Source: Census 2001, © Crown Copyright 2003. Crown copyright material is reproduced with the permission of the Controller of HMSO

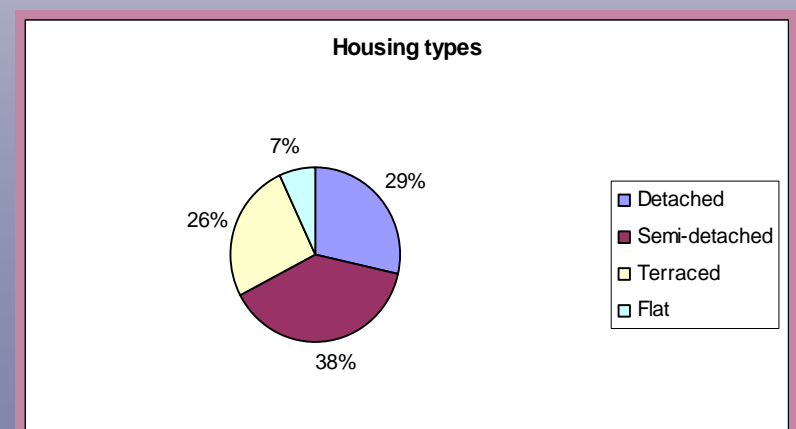
## Housing

***This section explores the following three areas in the Stanley & Outwood East ward: The type of houses occupied (e.g. detached, semi-detached etc), tenure (meaning who owns a property, e.g. owner-occupied, rented from Council etc) and who makes up a household (e.g. one person households, married couple households etc).***

<u>Tenure</u>	Stanley & Outwood East (number)	Stanley & Outwood East %	Wakefield District %	England %
<b>All household tenures</b>	<b>5,965</b>			
<b>Owner-occupied</b>	4,806	80.6	65.2	68.7
<b>Rented from Council</b> (includes housing Co-operative & Charitable Trust)	773	12.9	25.7	13.2
<b>Rented from Housing Association or Registered Social Landlord</b> (includes employer of a household member & relative or friend of a household member & living rent free)	19	0.3	2.2	6.1
<b>Private or other rented</b>	367	6.2	6.9	12.0

<u>Household composition</u>	Stanley & Outwood East (number)	Stanley & Outwood East %	Wakefield District %	England %
<b>All households</b>	<b>5,965</b>			
<b>One person households</b>	1,528	25.6	28.3	30.0
<b>Married couple households</b>	2,703	45.3	39.6	36.5
<b>Cohabiting couple households</b>	641	10.7	9.4	8.3
<b>Households with dependant children <sup>1</sup></b>	1,931	32.4	30.9	29.4
<b>Lone parent households</b>	439	7.4	9.7	9.5
<b>Lone parent households with dependant children <sup>1</sup></b>	288	4.8	6.6	6.4
<b>Pensioner only households</b>	1,130	18.9	23.6	23.7
<b>Pensioners living alone</b>	686	11.5	14.5	14.4

<u>Housing</u>	Stanley & Outwood East (number)	Stanley & Outwood East %	Wakefield District %	England %
<b>All housing types</b>	<b>6,049</b>			
<b>Detached</b>	1,728	28.6	20.1	22.5
<b>Semi-detached</b>	2,333	38.6	45.0	31.6
<b>Terraced</b>	1,572	25.9	24.5	25.8
<b>Flat</b>	418	6.9	10.3	19.7
<b>Non permanent accommodation</b>	3	0.0	0.2	0.4



<sup>1</sup> A dependent child is a person in a household aged 0-15 (whether or not in a family), or a person aged 16-18 who is a full-time student and in a family with parent(s)

## Work

This section looks at work related topics affecting those living in the Stanley & Outwood East ward.

<u>Occupation</u>	Stanley & Outwood East (number)	Stanley & Outwood East %	Wakefield District %	England %
<b>All people aged 16-74 in employment</b>	<b>7,687</b>			
<b>Managers &amp; senior officials</b> (Senior officials in national/local government, directors, chief executives, managers)	1,050	13.7	12.3	15.3
<b>Professional</b> (Chemists, engineers, IT professionals, psychologists, pharmacists, opticians, dentists, vets, teachers, research professionals, accountants, architects, surveyors, social workers, clergy, librarians)	616	8.0	7.6	11.2
<b>Associate professional &amp; technical</b> (Technicians, building inspectors, nurses, midwives, paramedics, chiropodists, physiotherapists, police officers, fire service officers, authors, actors, graphic designers, journalists, photographers, sports players/coaches, aircraft pilots, train drivers)	1,125	14.6	11.6	13.8
<b>Administrative &amp; secretarial</b> (Book-keepers, insurance clerks, library assistants, telephonists, secretaries, receptionists, typists)	1,090	14.2	12.0	13.4
<b>Skilled trades</b> (Farmers, gardeners, pipe fitters, mechanics, electricians, bricklayers, plumbers, carpenters, plasterers, painters & decorators, printers, butchers, bakers, floral arrangers)	977	12.7	12.3	11.5
<b>Personal service occupations</b> (Dental nurses, nursery nurses, travel agents, hairdressers, beauticians, caretakers)	528	6.9	7.1	6.9
<b>Sales &amp; customer service</b> (Sales & retail assistants, market & street traders, call centre operators)	642	8.4	8.7	7.7
<b>Process, plant &amp; machine operatives</b> (Assemblers, scaffolders, sewing machinists, HGV drivers, bus/coach drivers, driving instructors, fork lift truck drivers)	718	9.3	11.9	8.4
<b>Elementary</b> (Farm workers, labourers, postal workers, hospital porters, waiters/waitresses, bar staff, window cleaners, road sweepers, cleaners, refuse occupations, traffic wardens, shelf fillers)	942	12.3	16.4	11.8

<u>Qualifications</u>	Stanley & Outwood East (number)	Stanley & Outwood East %	Wakefield District %	England %
<b>All people aged 16-74</b>	<b>10,727</b>			
<b>Degree level or higher 2</b>	1,668	15.5	12.5	19.9
<b>No qualifications</b>	3,261	30.4	39.1	28.9

<u>Economically active</u> (Aged 16-74)	Stanley & Outwood East (number)	Stanley & Outwood East %	Wakefield District %	England %
<b>All people aged 16-74</b>	<b>10,727</b>			
<b>Employees full-time</b>	5,201	48.5	40.1	40.8
<b>Employees part-time</b>	1,513	14.1	12.9	11.8
<b>Self-employed</b>	795	7.4	5.8	8.3
<b>Unemployed</b>	231	2.2	3.5	3.3
<b>Full-time students</b>	197	1.8	1.9	2.6

<u>Economically inactive</u> (Aged 16-74)	Stanley & Outwood East (number)	Stanley & Outwood East %	Wakefield District %	England %
<b>All people aged 16-74</b>	<b>10,727</b>			
<b>Retired</b>	1,233	11.5	14.4	13.5
<b>Permanently sick or disabled</b>	610	5.7	8.3	5.3
<b>Looking after home/family</b>	466	4.3	6.5	6.5
<b>Student</b>	259	2.4	3.1	4.7
<b>Other</b>	222	2.1	3.4	3.1

<u>Travel to work</u>	Stanley & Outwood East (number)	Stanley & Outwood East %	Wakefield District %	England %
<b>All people aged 16-74 in employment</b>	<b>7,687</b>			
<b>Car, van, motorcycle, taxi</b>	5,655	73.6	68.1	62.7
<b>Public transport</b> (defined as Underground metro, light rail, tram, train, bus, minibus or coach)	959	12.5	11.5	14.9
<b>Bicycle or foot</b>	535	6.9	12.2	12.8

# Health

This section looks at health and caring issues affecting those living in the Stanley & Outwood East ward.

<u>Health</u>	Stanley & Outwood East (number)	Stanley & Outwood East %	Wakefield District %	England %
<b>Ward population</b>	<b>14,405</b>			
<b>People with a limiting long-term illness (LLTI) <sup>3</sup></b>	2,402	16.7	22.4	17.9
<b>People whose health is good</b>	10,155	70.5	64.6	68.8
<b>People whose health is fairly good</b>	3,030	21.0	23.1	22.2
<b>People whose health is not good</b>	1,220	8.5	12.3	9.0
<b>All people who provide unpaid care <sup>4</sup></b>	1,510	10.5	11.1	9.9
<b>People who provide unpaid care for 50+ hours a week</b>	301	2.1	2.7	2.0

<sup>3</sup> Limiting long-term illness covers any long-term illness, health problem or disability that limits daily activities or work

<sup>4</sup> Provision of unpaid care; looking after, giving help or support to family members, friends, neighbours or others because of long-term physical or mental ill-health or disability or problems relating to old age

