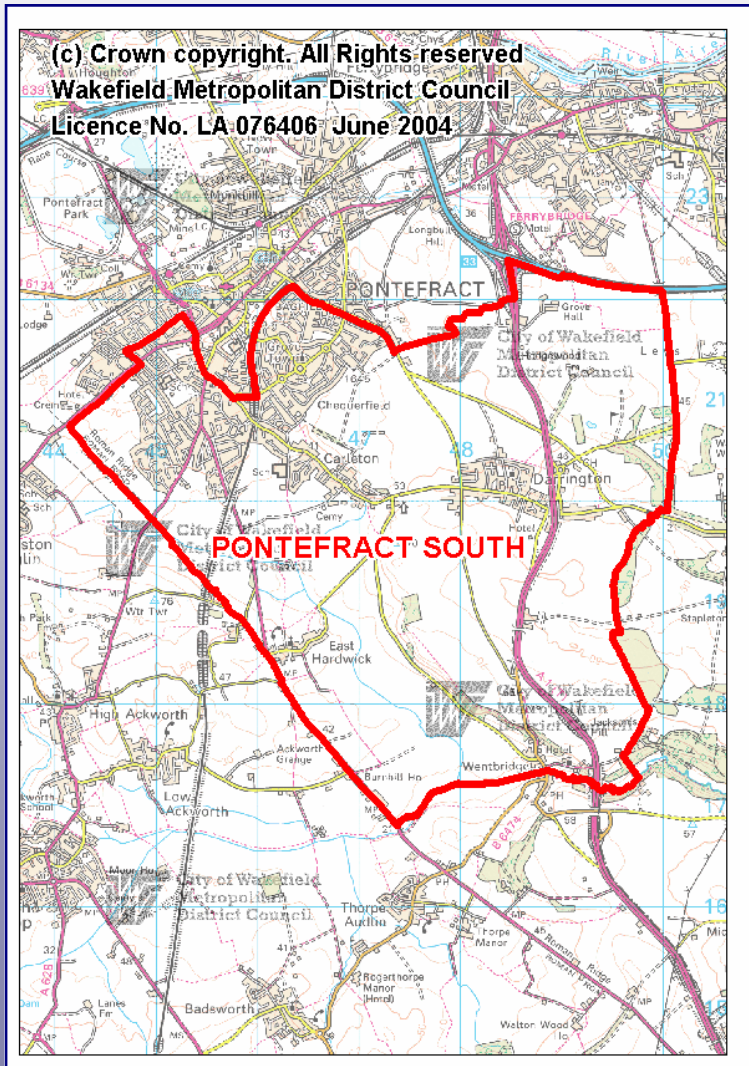


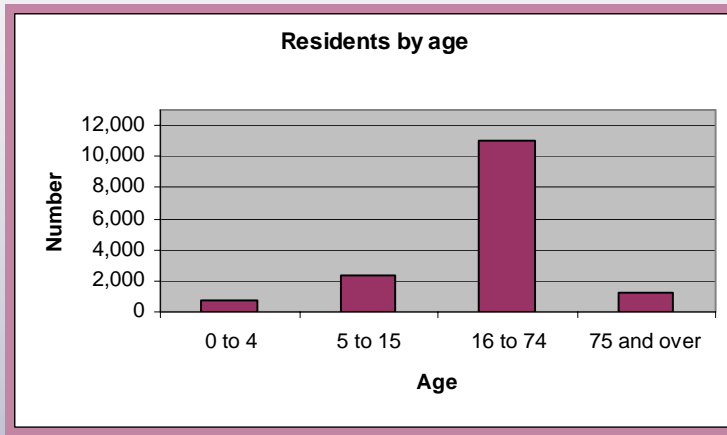
Pontefract South ward profile, City of Wakefield Metropolitan District Council

This profile shows a selection of key statistics about the Pontefract South ward (2004 boundary), taken from the 2001 Census*. Ward information is compared with that of the Wakefield District and also nationally.

The map below shows the boundary for the Pontefract South ward:



On Census day, there were 15,643 residents in the Pontefract South ward. The ages, marital status and ethnicity of these residents are shown below:



<u>Marital status</u>	Pontefract South (number)	Pontefract South %	Wakefield District %	England %
All people over 16	12,521			
Single	2,855	22.8	26.1	30.2
Married or re-married	7,259	58.0	53.4	50.9
Separated or divorced	1,321	10.6	11.7	10.6
Widowed	1,086	8.7	8.8	8.3

<u>Age</u>	Pontefract South (number)	Pontefract South %	Wakefield District %	England %
All residents	15,643			
0 to 4	726	4.7	5.7	6.0
5 to 15	2,316	15.1	14.8	14.2
16 to 74	11,013	71.9	72.4	72.3
75 and over	1,262	8.2	7.1	7.5

<u>Gender</u>	Pontefract South (number)
Male	7,581
Female	8,062

<u>Ethnicity</u>	Pontefract South (number)	Pontefract South %	Wakefield District %	England %
White (British, Irish, any other White background)	15,466	98.9	97.7	90.9
Mixed (White & Black Caribbean, White & Black African, White & Asian, any other Mixed background)	52	0.3	0.5	1.3
Asian or Asian British (Indian, Pakistani, Bangladeshi, any other Asian background)	83	0.5	1.4	4.6
Black or Black British (Caribbean, African, any other Black background)	3	0	0.1	2.3
Chinese or other Ethnic group (Chinese, any other background)	37	0.2	3.0	0.9

* Source: Census 2001, © Crown Copyright 2003. Crown copyright material is reproduced with the permission of the Controller of HMSO

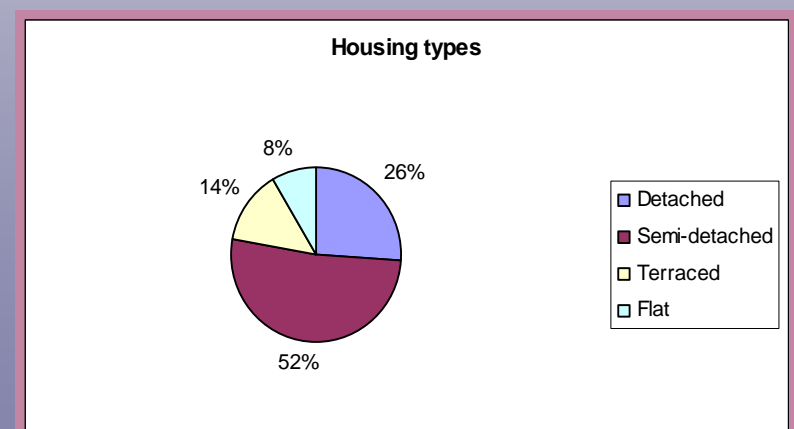
Housing

This section explores the following three areas in the Pontefract South ward: The type of houses occupied (e.g. detached, semi-detached etc), tenure (meaning who owns a property, e.g. owner-occupied, rented from Council etc) and who makes up a household (e.g. one person households, married couple households etc).

<u>Tenure</u>	Pontefract South (number)	Pontefract South %	Wakefield District %	England %
All household tenures	6,532			
Owner-occupied	4,511	69.1	65.2	68.7
Rented from Council (includes housing Co-operative & Charitable Trust)	1,680	25.7	25.7	13.2
Rented from Housing Association or Registered Social Landlord (includes employer of a household member & relative or friend of a household member & living rent free)	53	0.8	2.2	6.1
Private or other rented	288	4.4	6.9	12.0

<u>Household composition</u>	Pontefract South (number)	Pontefract South %	Wakefield District %	England %
All households	6,532			
One person households	1,705	26.1	28.3	30.0
Married couple households	2,694	41.2	39.6	36.5
Cohabiting couple households	498	7.6	9.4	8.3
Households with dependant children ¹	1,997	30.6	30.9	29.4
Lone parent households	556	8.5	9.7	9.5
Lone parent households with dependant children ¹	390	5.8	6.6	6.4
Pensioner only households	1,817	27.8	23.6	23.7
Pensioners living alone	999	15.3	14.5	14.4

<u>Housing</u>	Pontefract South (number)	Pontefract South %	Wakefield District %	England %
All housing types	6,714			
Detached	1,732	25.8	20.1	22.5
Semi-detached	3,426	51.0	45.0	31.6
Terraced	925	13.7	24.5	25.8
Flat	546	8.1	10.3	19.7
Non permanent accommodation	93	1.4	0.2	0.4



¹ A dependent child is a person in a household aged 0-15 (whether or not in a family), or a person aged 16-18 who is a full-time student and in a family with parent(s)

Work

This section looks at work related topics affecting those living in the Pontefract South ward.

<u>Occupation</u>	Pontefract South (number)	Pontefract South %	Wakefield District %	England %
All people aged 16-74 in employment	6,606			
Managers & senior officials (Senior officials in national/local government, directors, chief executives, managers)	919	13.9	12.3	15.3
Professional (Chemists, engineers, IT professionals, psychologists, pharmacists, opticians, dentists, vets, teachers, research professionals, accountants, architects, surveyors, social workers, clergy, librarians)	666	10.1	7.6	11.2
Associate professional & technical (Technicians, building inspectors, nurses, midwives, paramedics, chiropodists, physiotherapists, police officers, fire service officers, authors, actors, graphic designers, journalists, photographers, sports players/coaches, aircraft pilots, train drivers)	782	11.8	11.6	13.8
Administrative & secretarial (Book-keepers, insurance clerks, library assistants, telephonists, secretaries, receptionists, typists)	796	12.0	12.0	13.4
Skilled trades (Farmers, gardeners, pipe fitters, mechanics, electricians, bricklayers, plumbers, carpenters, plasterers, painters & decorators, printers, butchers, bakers, floral arrangers)	711	10.8	12.3	11.5
Personal service occupations (Dental nurses, nursery nurses, travel agents, hairdressers, beauticians, caretakers)	496	7.5	7.1	6.9
Sales & customer service (Sales & retail assistants, market & street traders, call centre operators)	565	8.6	8.7	7.7
Process, plant & machine operatives (Assemblers, scaffolders, sewing machinists, HGV drivers, bus/coach drivers, driving instructors, fork lift truck drivers)	763	11.5	11.9	8.4
Elementary (Farm workers, labourers, postal workers, hospital porters, waiters/waitresses, bar staff, window cleaners, road sweepers, cleaners, refuse occupations, traffic wardens, shelf fillers)	908	13.7	16.4	11.8

<u>Qualifications</u>	Pontefract South (number)	Pontefract South %	Wakefield District %	England %
All people aged 16-74	11,245			
Degree level or higher 2	1,837	16.3	12.5	19.9
No qualifications	4,081	36.3	39.1	28.9

<u>Economically active</u> (Aged 16-74)	Pontefract South (number)	Pontefract South %	Wakefield District %	England %
All people aged 16-74	11,245			
Employees full-time	4,267	37.9	40.1	40.8
Employees part-time	1,439	12.8	12.9	11.8
Self-employed	709	6.3	5.8	8.3
Unemployed	331	2.9	3.5	3.3
Full-time students	216	1.9	1.9	2.6

<u>Economically inactive</u> (Aged 16-74)	Pontefract South (number)	Pontefract South %	Wakefield District %	England %
All people aged 16-74	11,245			
Retired	2,031	18.1	14.4	13.5
Permanently sick or disabled	837	7.4	8.3	5.3
Looking after home/family	721	6.4	6.5	6.5
Student	325	2.9	3.1	4.7
Other	369	3.3	3.4	3.1

<u>Travel to work</u>	Pontefract South (number)	Pontefract South %	Wakefield District %	England %
All people aged 16-74 in employment	6,606			
Car, van, motorcycle, taxi	4,567	69.1	68.1	62.7
Public transport (defined as Underground metro, light rail, tram, train, bus, minibus or coach)	529	8.0	11.5	14.9
Bicycle or foot	967	14.6	12.2	12.8

Health

This section looks at health and caring issues affecting those living in the Pontefract South ward.

<u>Health</u>	Pontefract South (number)	Pontefract South %	Wakefield District %	England %
Ward population	15,643			
People with a limiting long-term illness (LLTI) ³	3,511	22.4	22.4	17.9
People whose health is good	10,306	65.9	64.6	68.8
People whose health is fairly good	3,515	22.5	23.1	22.2
People whose health is not good	1,822	11.6	12.3	9.0
All people who provide unpaid care ⁴	1,817	11.6	11.1	9.9
People who provide unpaid care for 50+ hours a week	416	2.7	2.7	2.0

³ Limiting long-term illness covers any long-term illness, health problem or disability that limits daily activities or work

⁴ Provision of unpaid care; looking after, giving help or support to family members, friends, neighbours or others because of long-term physical or mental ill-health or disability or problems relating to old age

