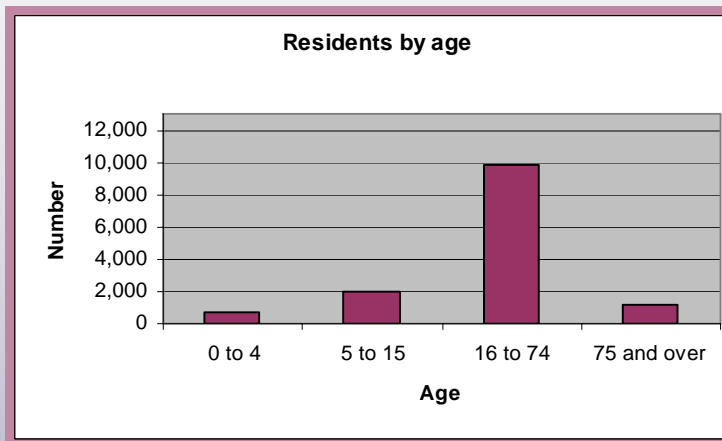
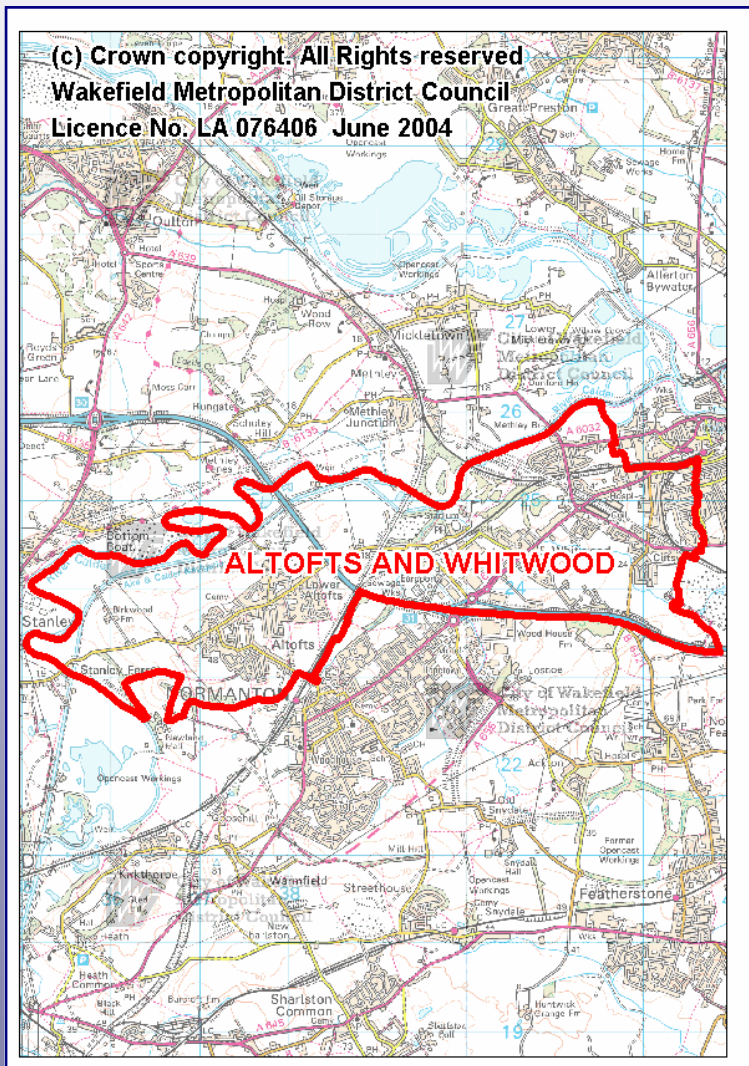


# Altofts & Whitwood ward profile, City of Wakefield Metropolitan District Council

This profile shows a selection of key statistics about the Altofts & Whitwood ward (2004 boundary), taken from the 2001 Census\*. Ward information is compared with that of the Wakefield District and also nationally.

The map below shows the boundary for the Altofts & Whitwood ward:

On Census day, there were 13,823 residents in the Altofts & Whitwood ward. The ages, marital status and ethnicity of these residents are shown below:



<u>Marital status</u>	Altofts & Whitwood (number)	Altofts & Whitwood%	Wakefield District %	England %
<b>All people over 16</b>	<b>11,022</b>			
Single	2,705	24.5	26.1	30.2
Married or re-married	5,940	53.9	53.4	50.9
Separated or divorced	1,295	11.7	11.7	10.6
Widowed	1,082	9.8	8.8	8.3

<u>Age</u>	Altofts & Whitwood (number)	Altofts & Whitwood%	Wakefield District %	England %
<b>All residents</b>	<b>13,823</b>			
0 to 4	760	5.5	5.7	6.0
5 to 15	2,030	14.8	14.8	14.2
16 to 74	9,849	71.6	72.4	72.3
75 and over	1,123	8.2	7.1	7.5

<u>Ethnicity</u>	Altofts & Whitwood (number)	Altofts & Whitwood%	Wakefield District %	England %
<b>White</b> (British, Irish, any other White background)	<b>13,663</b>	<b>98.8</b>	<b>97.7</b>	<b>90.9</b>
<b>Mixed</b> (White & Black Caribbean, White & Black African, White & Asian, any other Mixed background)	46	0.3	0.5	1.3
<b>Asian or Asian British</b> (Indian, Pakistani, Bangladeshi, any other Asian background)	133	1.0	1.4	4.6
<b>Black or Black British</b> (Caribbean, African, any other Black background)	15	0.1	0.1	2.3
<b>Chinese or other Ethnic group</b> (Chinese, any other background)	17	0.1	3.0	0.9

<u>Gender</u>	Altofts & Whitwood (number)
Male	6,776
Female	7,047

\* Source: Census 2001, © Crown Copyright 2003. Crown copyright material is reproduced with the permission of the Controller of HMSO

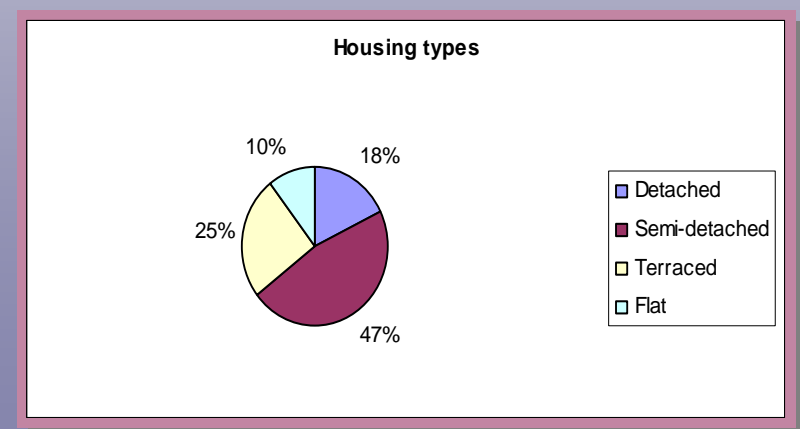
## Housing

*This section explores the following three areas in the Altofts & Whitwood ward: The type of houses occupied (e.g. detached, semi-detached etc), tenure (meaning who owns a property, e.g. owner-occupied, rented from Council etc) and who makes up a household (e.g. one person households, married couple households etc).*

<u>Tenure</u>	Altofts & Whitwood (number)	Altofts & Whitwood %	Wakefield District %	England %
<b>All household tenures</b>	<b>5,879</b>			
<b>Owner-occupied</b>	3,867	65.7	65.2	68.7
<b>Rented from Council</b> (includes housing Co-operative & Charitable Trust)	1,617	27.5	25.7	13.2
<b>Rented from Housing Association or Registered Social Landlord</b> (includes employer of a household member & relative or friend of a household member & living rent free)	89	1.5	2.2	6.1
<b>Private or other rented</b>	306	5.2	6.9	12.0

<u>Household composition</u>	Altofts & Whitwood (number)	Altofts & Whitwood %	Wakefield District %	England %
<b>All households</b>	<b>5,879</b>			
<b>One person households</b>	1,738	29.6	28.3	30.0
<b>Married couple households</b>	2,339	39.8	39.6	36.5
<b>Cohabiting couple households</b>	568	9.6	9.4	8.3
<b>Households with dependant children <sup>1</sup></b>	1772	30.1	30.9	29.4
<b>Lone parent households</b>	511	8.7	9.7	9.5
<b>Lone parent households with dependant children <sup>1</sup></b>	328	5.6	6.6	6.4
<b>Pensioner only households</b>	1,459	24.8	23.6	23.7
<b>Pensioners living alone</b>	923	15.7	14.5	14.4

<u>Housing</u>	Altofts & Whitwood (number)	Altofts & Whitwood %	Wakefield District %	England %
<b>All housing types</b>	<b>6,072</b>			
<b>Detached</b>	1,077	17.7	20.1	22.5
<b>Semi-detached</b>	2,830	46.6	45.0	31.6
<b>Terraced</b>	1,528	25.1	24.5	25.8
<b>Flat</b>	634	10.4	10.3	19.7
<b>Non permanent accommodation</b>	6	0.0	0.2	0.4



<sup>1</sup> A dependent child is a person in a household aged 0-15 (whether or not in a family), or a person aged 16-18 who is a full-time student and in a family with parent(s)

## Work

This section looks at work related topics affecting those living in the Altofts & Whitwood ward.

<u>Occupation</u>	Altofts & Whitwood (number)	Altofts & Whit-wood%	Wakefield District %	England %
<b>All people aged 16-74 in employment</b>	<b>5,904</b>			
<b>Managers &amp; senior officials</b> (Senior officials in national/local government, directors, chief executives, managers)	685	11.6	12.3	15.3
<b>Professional</b> (Chemists, engineers, IT professionals, psychologists, pharmacists, opticians, dentists, vets, teachers, research professionals, accountants, architects, surveyors, social workers, clergy, librarians)	339	5.7	7.6	11.2
<b>Associate professional &amp; technical</b> (Technicians, building inspectors, nurses, midwives, paramedics, chiropodists, physiotherapists, police officers, fire service officers, authors, actors, graphic designers, journalists, photographers, sports players/coaches, aircraft pilots, train drivers)	662	11.2	11.6	13.8
<b>Administrative &amp; secretarial</b> (Book-keepers, insurance clerks, library assistants, telephonists, secretaries, receptionists, typists)	755	12.8	12.0	13.4
<b>Skilled trades</b> (Farmers, gardeners, pipe fitters, mechanics, electricians, bricklayers, plumbers, carpenters, plasterers, painters & decorators, printers, butchers, bakers, floral arrangers)	782	13.2	12.3	11.5
<b>Personal service occupations</b> (Dental nurses, nursery nurses, travel agents, hairdressers, beauticians, caretakers)	444	7.5	7.1	6.9
<b>Sales &amp; customer service</b> (Sales & retail assistants, market & street traders, call centre operators)	518	8.7	8.7	7.7
<b>Process, plant &amp; machine operatives</b> (Assemblers, scaffolders, sewing machinists, HGV drivers, bus/coach drivers, driving instructors, fork lift truck drivers)	696	11.8	11.9	8.4
<b>Elementary</b> (Farm workers, labourers, postal workers, hospital porters, waiters/waitresses, bar staff, window cleaners, road sweepers, cleaners, refuse occupations, traffic wardens, shelf fillers)	1,022	17.3	16.4	11.8

<u>Qualifications</u>	Altofts & Whitwood (number)	Altofts & Whitwood %	Wakefield District %	England %
<b>All people aged 16-74</b>	<b>9,883</b>			
<b>Degree level or higher <sup>2</sup></b>	942	9.5	12.5	19.9
<b>No qualifications</b>	4,189	42.3	39.1	28.9

<u>Economically active</u> (Aged 16-74)	Altofts & Whitwood (number)	Altofts & Whitwood %	Wakefield District %	England %
<b>All people aged 16-74</b>	<b>9,883</b>			
<b>Employees full-time</b>	4,043	40.9	40.1	40.8
<b>Employees part-time</b>	1,240	12.5	12.9	11.8
<b>Self-employed</b>	492	4.9	5.8	8.3
<b>Unemployed</b>	341	3.4	3.5	3.3
<b>Full-time students</b>	154	1.5	1.9	2.6

<u>Economically inactive</u> (Aged 16-74)	Altofts & Whitwood (number)	Altofts & Whitwood %	Wakefield District %	England %
<b>All people aged 16-74</b>	<b>9,883</b>			
<b>Retired</b>	1,525	15.4	14.4	13.5
<b>Permanently sick or disabled</b>	914	9.2	8.3	5.3
<b>Looking after home/family</b>	632	6.4	6.5	6.5
<b>Student</b>	229	2.3	3.1	4.7
<b>Other</b>	313	3.2	3.4	3.1

<u>Travel to work</u>	Altofts & Whitwood (number)	Altofts & Whitwood %	Wakefield District %	England %
<b>All people aged 16-74 in employment</b>	<b>5,904</b>			
<b>Car, van, motor-cycle, taxi</b>	4,172	70.6	68.1	62.7
<b>Public transport</b> (defined as Underground metro, light rail, tram, train, bus, minibus or coach)	663	11.2	11.5	14.9
<b>Bicycle or foot</b>	676	11.4	12.2	12.8

# Health

This section looks at health and caring issues affecting those living in the ward.

<u>Health</u>	Altofts & Whitwood (number)	Altofts & Whitwood%	Wakefield District %	England %
<b>Ward population</b>	<b>13,823</b>			
<b>People with a limiting long-term illness (LLTI) <sup>3</sup></b>	3,459	25.0	22.4	17.9
<b>People whose health is good</b>	8,707	63.0	64.6	68.8
<b>People whose health is fairly good</b>	3,184	23.0	23.1	22.2
<b>People whose health is not good</b>	1,932	13.9	12.3	9.0
<b>All people who provide unpaid care <sup>4</sup></b>	1,542	11.1	11.1	9.9
<b>People who provide unpaid care for 50+ hours a week</b>	400	2.9	2.7	2.0

<sup>3</sup> Limiting long-term illness covers any long-term illness, health problem or disability that limits daily activities or work

<sup>4</sup> Provision of unpaid care; looking after, giving help or support to family members, friends, neighbours or others because of long-term physical or mental ill-health or disability or problems relating to old age

