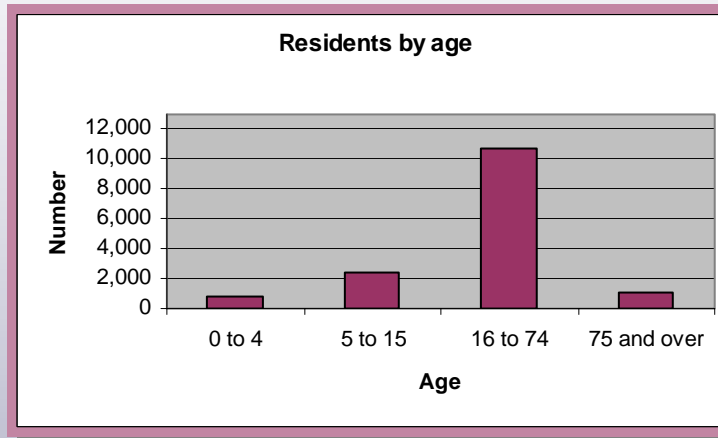
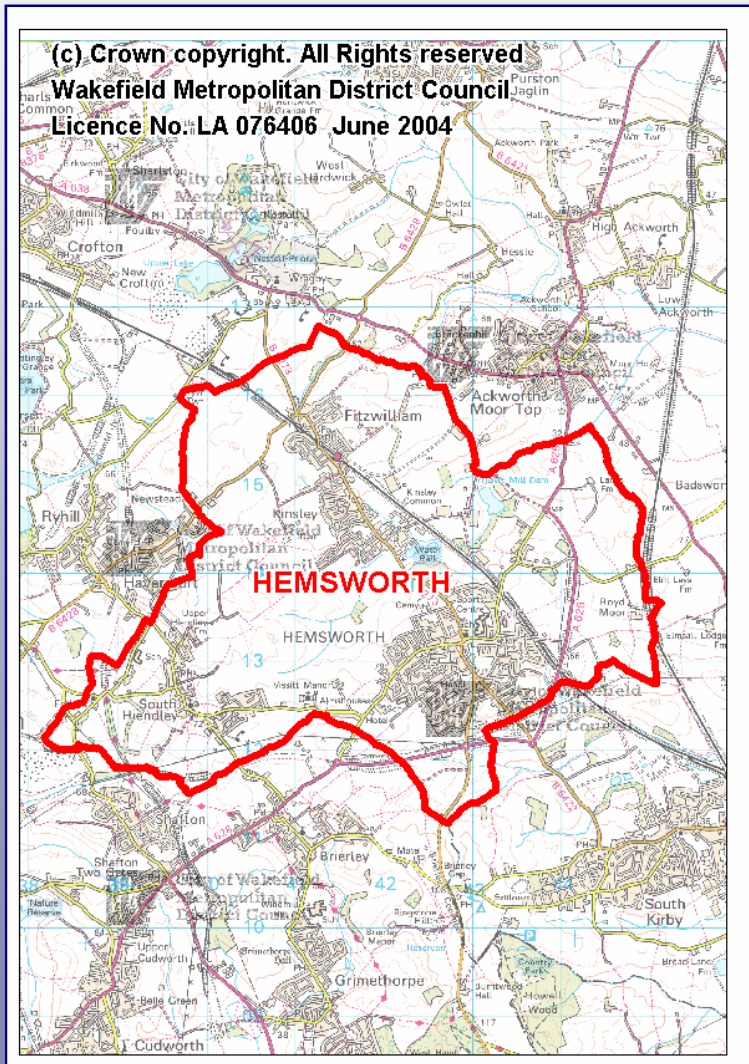


Hemsworth ward profile, City of Wakefield Metropolitan District Council

This profile shows a selection of key statistics about the Hemsworth ward (2004 boundary), taken from the 2001 Census*. Ward information is compared with that of the Wakefield District and also nationally.

The map below shows the boundary for the Hemsworth ward:

On Census day, there were 14,978 residents in the Hemsworth ward. The ages, marital status and ethnicity of these residents are shown below:



<u>Marital status</u>	Hemsworth (number)	Hemsworth %	Wakefield District %	England %
All people over 16	11,776			
Single	3,126	26.5	26.1	30.2
Married or re-married	6,111	51.9	53.4	50.9
Separated or divorced	1,406	12.0	11.7	10.6
Widowed	1,133	9.6	8.8	8.3

<u>Age</u>	Hemsworth (number)	Hemsworth %	Wakefield District %	England %
All residents	14,978			
0 to 4	817	5.5	5.7	6.0
5 to 15	2,389	15.9	14.8	14.2
16 to 74	10,684	71.3	72.4	72.3
75 and over	1,096	7.3	7.1	7.5

<u>Ethnicity</u>	Hemsworth (number)	Hemsworth %	Wakefield District %	England %
White (British, Irish, any other White background)	14,856	99.2	97.7	90.9
Mixed (White & Black Caribbean, White & Black African, White & Asian, any other Mixed background)	48	0.3	0.5	1.3
Asian or Asian British (Indian, Pakistani, Bangladeshi, any other Asian background)	43	0.3	1.4	4.6
Black or Black British (Caribbean, African, any other Black background)	13	0.1	0.1	2.3
Chinese or other Ethnic group (Chinese, any other background)	18	0.1	3.0	0.9

<u>Gender</u>	Hemsworth (number)
Male	7,360
Female	7,618

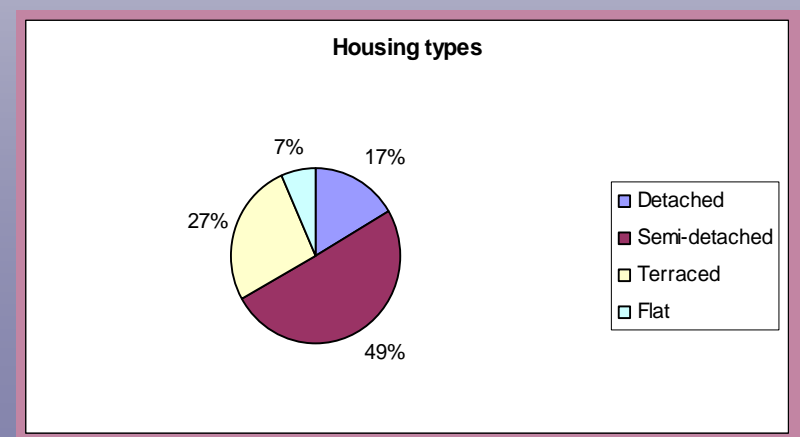
Housing

This section explores the following three areas in the Hemsworth ward: The type of houses occupied (e.g. detached, semi-detached etc), tenure (meaning who owns a property, e.g. owner-occupied, rented from Council etc) and who makes up a household (e.g. one person households, married couple households etc).

<u>Tenure</u>	Hemsworth (number)	Hemsworth %	Wakefield District %	England %
All household tenures	6,250			
Owner-occupied	3,544	56.7	65.2	68.7
Rented from Council (includes housing Co-operative & Charitable Trust)	1,961	31.4	25.7	13.2
Rented from Housing Association or Registered Social Landlord (includes employer of a household member & relative or friend of a household member & living rent free)	135	2.1	2.2	6.1
Private or other rented	610	9.8	6.9	12.0

<u>Household composition</u>	Hemsworth (number)	Hemsworth %	Wakefield District %	England %
All households	6,250			
One person households	1,812	28.9	28.3	30.0
Married couple households	2,332	37.3	39.6	36.5
Cohabiting couple households	523	8.4	9.4	8.3
Households with dependant children ¹	2,002	32.0	30.9	29.4
Lone parent households	730	11.7	9.7	9.5
Lone parent households with dependant children ¹	499	8.0	6.6	6.4
Pensioner only households	1,558	24.9	23.6	23.7
Pensioners living alone	975	15.5	14.5	14.4

<u>Housing</u>	Hemsworth (number)	Hemsworth %	Wakefield District %	England %
All housing types	6,505			
Detached	1,084	16.6	20.1	22.5
Semi-detached	3,266	50.2	45.0	31.6
Terraced	1,729	26.6	24.5	25.8
Flat	429	6.6	10.3	19.7
Non permanent accommodation	3	0	0.2	0.4



¹ A dependent child is a person in a household aged 0-15 (whether or not in a family), or a person aged 16-18 who is a full-time student and in a family with parent(s)

Work

This section looks at work related topics affecting those living in the Hemsworth ward.

<u>Occupation</u>	Hemsworth (number)	Hemsworth %	Wakefield District %	England %
All people aged 16-74 in employment	5,461			
Managers & senior officials (Senior officials in national/local government, directors, chief executives, managers)	513	9.4	12.3	15.3
Professional (Chemists, engineers, IT professionals, psychologists, pharmacists, opticians, dentists, vets, teachers, research professionals, accountants, architects, surveyors, social workers, clergy, librarians)	249	4.6	7.6	11.2
Associate professional & technical (Technicians, building inspectors, nurses, midwives, paramedics, chiropodists, physiotherapists, police officers, fire service officers, authors, actors, graphic designers, journalists, photographers, sports players/coaches, aircraft pilots, train drivers)	460	8.4	11.6	13.8
Administrative & secretarial (Book-keepers, insurance clerks, library assistants, telephonists, secretaries, receptionists, typists)	547	10.0	12.0	13.4
Skilled trades (Farmers, gardeners, pipe fitters, mechanics, electricians, bricklayers, plumbers, carpenters, plasterers, painters & decorators, printers, butchers, bakers, floral arrangers)	708	13.0	12.3	11.5
Personal service occupations (Dental nurses, nursery nurses, travel agents, hairdressers, beauticians, caretakers)	514	9.4	7.1	6.9
Sales & customer service (Sales & retail assistants, market & street traders, call centre operators)	438	8.0	8.7	7.7
Process, plant & machine operatives (Assemblers, scaffolders, sewing machinists, HGV drivers, bus/coach drivers, driving instructors, fork lift truck drivers)	790	14.5	11.9	8.4
Elementary (Farm workers, labourers, postal workers, hospital porters, waiters/waitresses, bar staff, window cleaners, road sweepers, cleaners, refuse occupations, traffic wardens, shelf fillers)	1,242	22.8	16.4	11.8

<u>Qualifications</u>	Hemsworth (number)	Hemsworth %	Wakefield District %	England %
All people aged 16-74	10,679			
Degree level or higher 2	776	7.3	12.5	19.9
No qualifications	5,388	50.5	39.1	28.9

<u>Economically active</u> (Aged 16-74)	Hemsworth (number)	Hemsworth %	Wakefield District %	England %
All people aged 16-74	10,679			
Employees full-time	3,491	32.7	40.1	40.8
Employees part-time	1,316	12.3	12.9	11.8
Self-employed	491	4.6	5.8	8.3
Unemployed	438	4.1	3.5	3.3
Full-time students	174	1.6	1.9	2.6

<u>Economically inactive</u> (Aged 16-74)	Hemsworth (number)	Hemsworth %	Wakefield District %	England %
All people aged 16-74	10,679			
Retired	1,594	14.9	14.4	13.5
Permanently sick or disabled	1,508	14.1	8.3	5.3
Looking after home/family	866	8.1	6.5	6.5
Student	327	3.1	3.1	4.7
Other	474	4.5	3.4	3.1

<u>Travel to work</u>	Hemsworth (number)	Hemsworth %	Wakefield District %	England %
All people aged 16-74 in employment	5,461			
Car, van, motorcycle, taxi	3,656	66.9	68.1	62.7
Public transport (defined as Underground metro, light rail, tram, train, bus, minibus or coach)	694	12.7	11.5	14.9
Bicycle or foot	705	12.9	12.2	12.8

Health

This section looks at health and caring issues affecting those living in the Hemsworth ward.

<u>Health</u>	Hemsworth (number)	Hemsworth %	Wakefield District %	England %
Ward population	14,978			
People with a limiting long-term illness (LLTI) ³	4,468	29.8	22.4	17.9
People whose health is good	8,717	58.2	64.6	68.8
People whose health is fairly good	3,630	24.2	23.1	22.2
People whose health is not good	2,631	17.6	12.3	9.0
All people who provide unpaid care ⁴	1,864	12.4	11.1	9.9
People who provide unpaid care for 50+ hours a week	563	3.8	2.7	2.0

³ Limiting long-term illness covers any long-term illness, health problem or disability that limits daily activities or work

⁴ Provision of unpaid care; looking after, giving help or support to family members, friends, neighbours or others because of long-term physical or mental ill-health or disability or problems relating to old age

