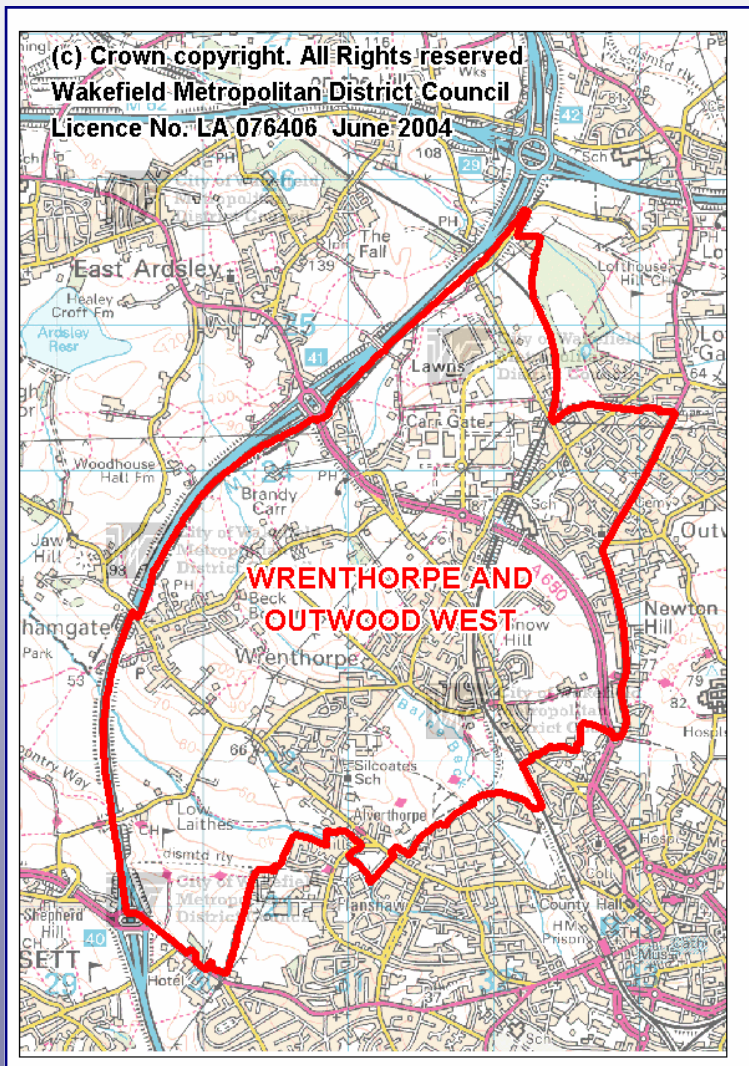


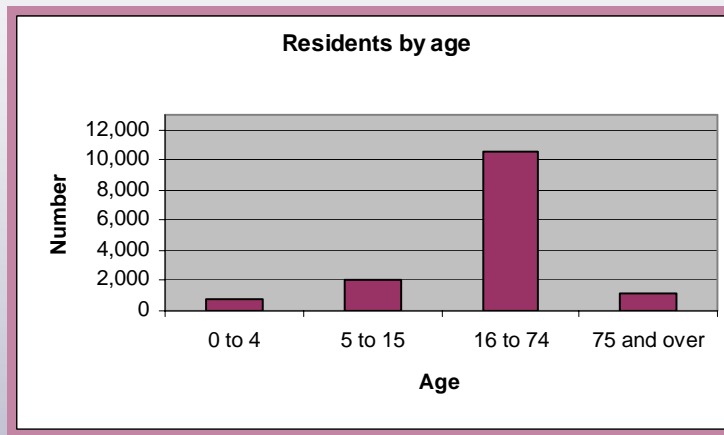
Wrenthorpe & Outwood West ward profile, City of Wakefield Metropolitan District Council

This profile shows a selection of key statistics about the Wrenthorpe & Outwood West ward (2004 boundary), taken from the 2001 Census*. Ward information is compared with that of the Wakefield District and also nationally.

The map below shows the boundary for the Wrenthorpe & Outwood West ward:



On Census day, there were 14,941 residents in the Wrenthorpe & Outwood West ward. The ages, marital status and ethnicity of these residents are shown below:



<u>Marital status</u>	Wrenthorpe & Outwood West (number)	Wrenthorpe & Outwood West %	Wakefield District %	England %
All people over 16	11,986			
Single	2,661	22.2	26.1	30.2
Married or re-married	6,980	58.2	53.4	50.9
Separated or divorced	1,211	10.1	11.7	10.6
Widowed	1,134	9.5	8.8	8.3

<u>Age</u>	Wrenthorpe & Outwood West (number)	Wrenthorpe & Outwood West %	Wakefield District %	England %
All residents	14,941			
0 to 4	825	5.6	5.7	6.0
5 to 15	2,085	14.2	14.8	14.2
16 to 74	10,615	72.5	72.4	72.3
75 and over	1,128	7.7	7.1	7.5

<u>Gender</u>	Wrenthorpe & Outwood West (number)
Male	7,266
Female	7,675

<u>Ethnicity</u>	Wrenthorpe & Outwood West (number)	Wrenthorpe & Outwood West %	Wakefield District %	England %
White (British, Irish, any other White background)	14,708	98.4	97.7	90.9
Mixed (White & Black Caribbean, White & Black African, White & Asian, any other Mixed background)	76	0.5	0.5	1.3
Asian or Asian British (Indian, Pakistani, Bangladeshi, any other Asian background)	76	0.6	1.4	4.6
Black or Black British (Caribbean, African, any other Black background)	17	0.2	0.1	2.3
Chinese or other ethnic group (Chinese, any other background)	63	0.4	3.0	0.9

* Source: Census 2001, © Crown Copyright 2003. Crown copyright material is reproduced with the permission of the Controller of HMSO

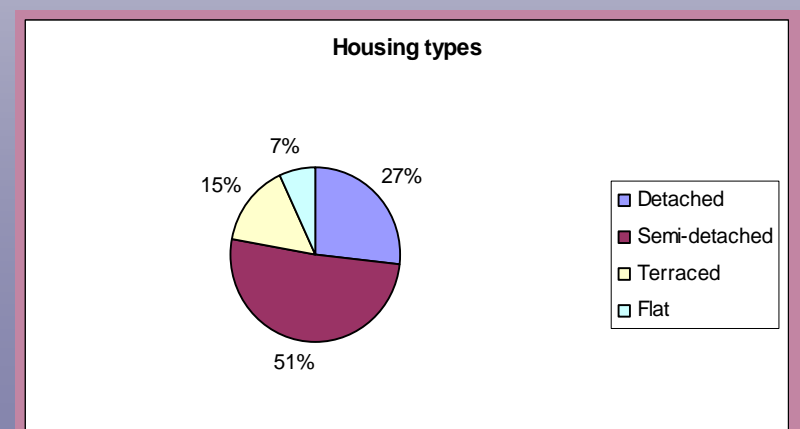
Housing

This section explores the following three areas in the Wrenthorpe & Outwood West ward: The type of houses occupied (e.g. detached, semi-detached etc), tenure (meaning who owns a property, e.g. owner-occupied, rented from Council etc) and who makes up a household (e.g. one person households, married couple households etc).

<u>Tenure</u>	Wrenthorpe & Outwood West (number)	Wrenthorpe & Outwood West %	Wakefield District %	England %
All household tenures	6,041			
Owner-occupied	4,534	75.1	65.2	68.7
Rented from Council (includes housing Co-operative & Charitable Trust)	1,096	18.1	25.7	13.2
Rented from Housing Association or Registered Social Landlord (includes employer of a household member & relative or friend of a household member & living rent free)	131	2.2	2.2	6.1
Private or other rented	280	4.6	6.9	12.0

<u>Household composition</u>	Wrenthorpe & Outwood West (number)	Wrenthorpe & Outwood West %	Wakefield District %	England %
All households	6,041			
One person households	1,485	24.6	28.3	30.0
Married couple households	2,730	46.0	39.6	36.5
Cohabiting couple households	487	8.2	9.4	8.3
Households with dependant children ¹	1,888	31.8	30.9	29.4
Lone parent households	504	8.5	9.7	9.5
Lone parent households with dependant children ¹	317	5.2	6.6	6.4
Pensioner only households	1,400	23.6	23.6	23.7
Pensioners living alone	845	13.9	14.5	14.4

<u>Housing</u>	Wrenthorpe & Outwood West (number)	Wrenthorpe & Outwood West %	Wakefield District %	England %
All housing types	6,134			
Detached	1,651	26.9	20.1	22.5
Semi-detached	3,121	50.8	45.0	31.6
Terraced	934	15.2	24.5	25.8
Flat	427	6.9	10.3	19.7
Non permanent accommodation	4	0.0	0.2	0.4



¹ A dependent child is a person in a household aged 0-15 (whether or not in a family), or a person aged 16-18 who is a full-time student and in a family with parent(s)

Work

This section looks at work related topics affecting those living in the Wrenthorpe & Outwood West ward.

<u>Occupation</u>	Wrenthorpe & Outwood West (number)	Wrenthorpe & Outwood West %	Wakefield District %	England %
All people aged 16-74 in employment	7,156			
Managers & senior officials (Senior officials in national/local government, directors, chief executives, managers)	1,042	14.5	12.3	15.3
Professional (Chemists, engineers, IT professionals, psychologists, pharmacists, opticians, dentists, vets, teachers, research professionals, accountants, architects, surveyors, social workers, clergy, librarians)	643	8.9	7.6	11.2
Associate professional & technical (Technicians, building inspectors, nurses, midwives, paramedics, chiropodists, physiotherapists, police officers, fire service officers, authors, actors, graphic designers, journalists, photographers, sports players/coaches, aircraft pilots, train drivers)	1,016	14.2	11.6	13.8
Administrative & secretarial (Book-keepers, insurance clerks, library assistants, telephonists, secretaries, receptionists, typists)	1,025	14.3	12.0	13.4
Skilled trades (Farmers, gardeners, pipe fitters, mechanics, electricians, bricklayers, plumbers, carpenters, plasterers, painters & decorators, printers, butchers, bakers, floral arrangers)	901	12.6	12.3	11.5
Personal service occupations (Dental nurses, nursery nurses, travel agents, hairdressers, beauticians, caretakers)	526	7.4	7.1	6.9
Sales & customer service (Sales & retail assistants, market & street traders, call centre operators)	631	8.8	8.7	7.7
Process, plant & machine operatives (Assemblers, scaffolders, sewing machinists, HGV drivers, bus/coach drivers, driving instructors, fork lift truck drivers)	602	8.4	11.9	8.4
Elementary (Farm workers, labourers, postal workers, hospital porters, waiters/waitresses, bar staff, window cleaners, road sweepers, cleaners, refuse occupations, traffic wardens, shelf fillers)	770	10.9	16.4	11.8

<u>Qualifications</u>	Wrenthorpe & Outwood West (number)	Wrenthorpe & Outwood West %	Wakefield District %	England %
All people aged 16-74	10,739			
Degree level or higher 2	1,682	15.7	12.5	19.9
No qualifications	3,445	32.1	39.1	28.9

<u>Economically active</u> (Aged 16-74)	Wrenthorpe & Outwood West (number)	Wrenthorpe & Outwood West%	Wakefield District %	England %
All people aged 16-74	10,739			
Employees full-time	4,664	43.4	40.1	40.8
Employees part-time	1,528	14.2	12.9	11.8
Self-employed	773	7.2	5.8	8.3
Unemployed	307	2.8	3.5	3.3
Full-time students	211	2.0	1.9	2.6

<u>Economically inactive</u> (Aged 16-74)	Wrenthorpe & Outwood West (number)	Wrenthorpe & Outwood West%	Wakefield District %	England %
All people aged 16-74	10,739			
Retired	1,613	14.9	14.4	13.5
Permanently sick or disabled	633	5.9	8.3	5.3
Looking after home/family	514	4.8	6.5	6.5
Student	288	2.6	3.1	4.7
Other	208	1.9	3.4	3.1

<u>Travel to work</u>	Wrenthorpe & Outwood West (number)	Wrenthorpe & Outwood West %	Wakefield District %	England %
All people aged 16-74 in employment	7,155			
Car, van, motorcycle, taxi	5,158	72.1	68.1	62.7
Public transport (defined as Underground metro, light rail, tram, train, bus, minibus or coach)	839	11.7	11.5	14.9
Bicycle or foot	596	8.3	12.2	12.8

Health

This section looks at health and caring issues affecting those living in the Wrenthorpe & Outwood West ward.

<u>Health</u>	Wrenthorpe & Outwood West (number)	Wrenthorpe & Outwood West%	Wakefield District %	England %
Ward population	14,941			
People with a limiting long-term illness (LLTI) ³	2,985	19.9	22.4	17.9
People whose health is good	10,168	68.1	64.6	68.8
People whose health is fairly good	3,314	22.2	23.1	22.2
People whose health is not good	1,459	9.8	12.3	9.0
All people who provide unpaid care ⁴	1,625	10.9	11.1	9.9
People who provide unpaid care for 50+ hours a week	338	2.3	2.7	2.0

³ Limiting long-term illness covers any long-term illness, health problem or disability that limits daily activities or work

⁴ Provision of unpaid care; looking after, giving help or support to family members, friends, neighbours or others because of long-term physical or mental ill-health or disability or problems relating to old age

