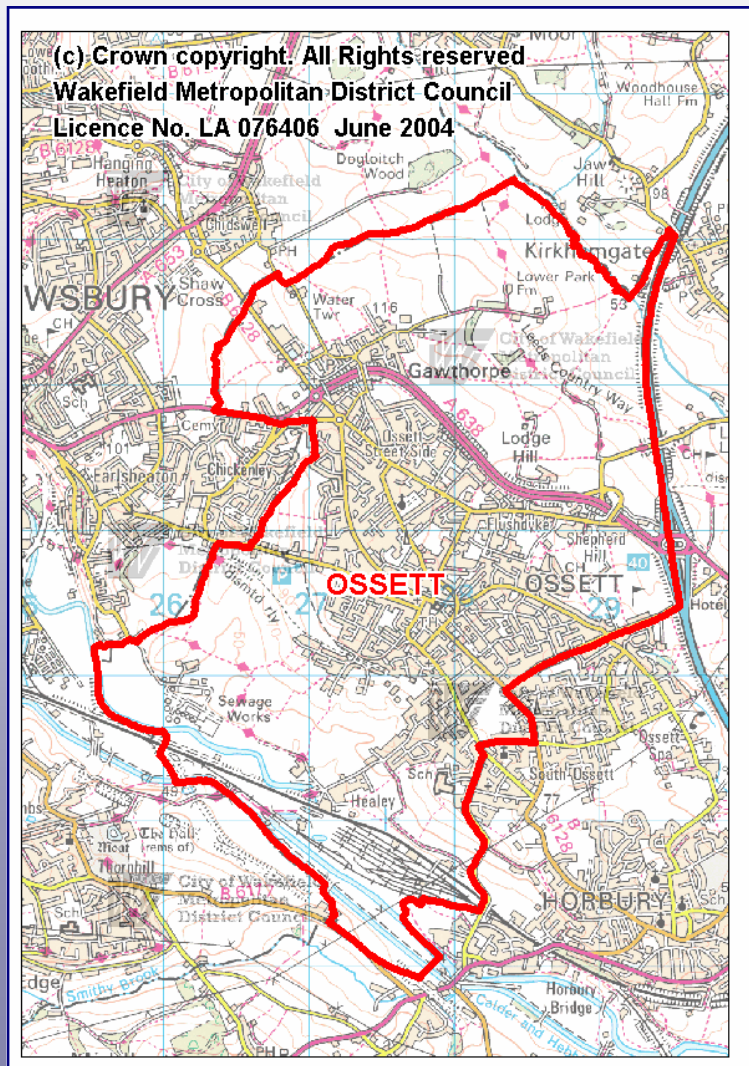


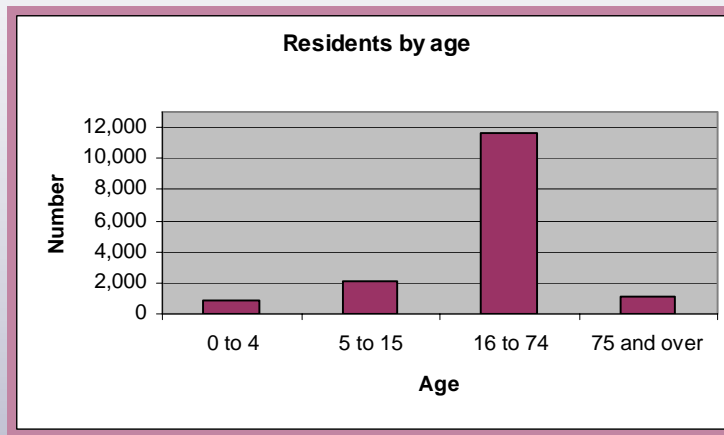
Ossett ward profile, City of Wakefield Metropolitan District Council

This profile shows a selection of key statistics about the Ossett ward (2004 boundary), taken from the 2001 Census*. Ward information is compared with that of the Wakefield District and also nationally.

The map below shows the boundary for the Ossett ward:



On Census day, there were 15,788 residents in the Ossett ward. The ages, marital status and ethnicity of these residents are shown below:



<u>Marital status</u>	Ossett (number)	Ossett %	Wakefield District %	England %
All people over 16	12,805			
Single	3,215	25.1	26.1	30.2
Married or re-married	7,184	56.1	53.4	50.9
Separated or divorced	1,391	10.9	11.7	10.6
Widowed	1,015	7.9	8.8	8.3

<u>Age</u>	Ossett (number)	Ossett %	Wakefield District %	England %
All residents	15,788			
0 to 4	845	5.4	5.7	6.0
5 to 15	2,141	13.6	14.8	14.2
16 to 74	11,687	74.1	72.4	72.3
75 and over	1,113	7.1	7.1	7.5

<u>Gender</u>	Ossett (number)
Male	7,676
Female	8,112

<u>Ethnicity</u>	Ossett (number)	Ossett %	Wakefield District %	England %
White (British, Irish, any other White background)	15,615	98.9	97.7	90.9
Mixed (White & Black Caribbean, White & Black African, White & Asian, any other Mixed background)	70	0.4	0.5	1.3
Asian or Asian British (Indian, Pakistani, Bangladeshi, any other Asian background)	78	0.5	1.4	4.6
Black or Black British (Caribbean, African, any other Black background)	9	0.1	0.1	2.3
Chinese or other Ethnic group (Chinese, any other background)	9	0.1	3.0	0.9

* Source: Census 2001, © Crown Copyright 2003. Crown copyright material is reproduced with the permission of the Controller of HMSO

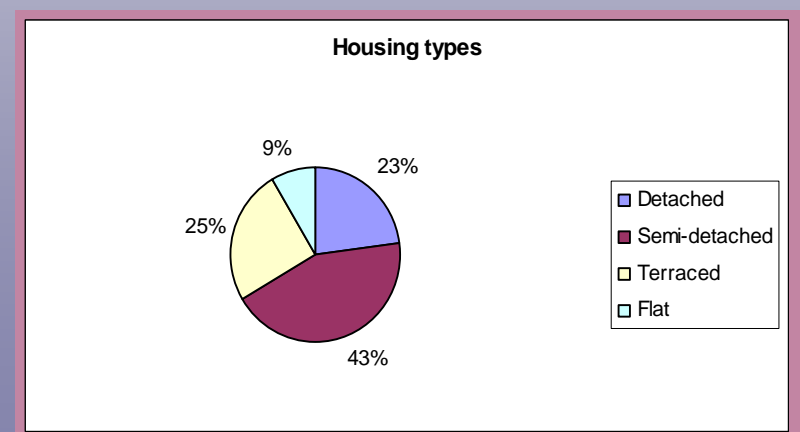
Housing

This section explores the following three areas in the Ossett ward: The type of houses occupied (e.g. detached, semi-detached etc), tenure (meaning who owns a property, e.g. owner-occupied, rented from Council etc) and who makes up a household (e.g. one person households, married couple households etc).

<u>Tenure</u>	Ossett (number)	Ossett %	Wakefield District %	England %
All household tenures	6,749			
Owner-occupied	4,865	71.9	65.2	68.7
Rented from Council (includes housing Co-operative & Charitable Trust)	1,146	17.0	25.7	13.2
Rented from Housing Association or Registered Social Landlord (includes employer of a household member & relative or friend of a household member & living rent free)	242	3.6	2.2	6.1
Private or other rented	496	7.3	6.9	12.0

<u>Household composition</u>	Ossett (number)	Ossett %	Wakefield District %	England %
All households	6,749			
One person households	1,866	27.6	28.3	30.0
Married couple households	2,885	42.7	39.6	36.5
Cohabiting couple households	690	10.2	9.4	8.3
Households with dependant children ¹	1,970	29.2	30.9	29.4
Lone parent households	504	7.5	9.7	9.5
Lone parent households with dependant children ¹	316	4.7	6.6	6.4
Pensioner only households	1,541	22.8	23.6	23.7
Pensioners living alone	936	13.8	14.5	14.4

<u>Housing</u>	Ossett (number)	Ossett %	Wakefield District %	England %
All housing types	6,879			
Detached	1,568	22.8	20.1	22.5
Semi-detached	3,014	43.8	45.0	31.6
Terraced	1,713	24.9	24.5	25.8
Flat	585	8.4	10.3	19.7
Non permanent accommodation	3	0	0.2	0.4



¹ A dependent child is a person in a household aged 0-15 (whether or not in a family), or a person aged 16-18 who is a full-time student and in a family with parent(s)

Work

This section looks at work related topics affecting those living in the Ossett ward.

<u>Occupation</u>	Ossett (number)	Ossett %	Wakefield District %	England %
All people aged 16-74 in employment	8,194			
Managers & senior officials (Senior officials in national/local government, directors, chief executives, managers)	1,177	14.4	12.3	15.3
Professional (Chemists, engineers, IT professionals, psychologists, pharmacists, opticians, dentists, vets, teachers, research professionals, accountants, architects, surveyors, social workers, clergy, librarians)	589	7.2	7.6	11.2
Associate professional & technical (Technicians, building inspectors, nurses, midwives, paramedics, chiropodists, physiotherapists, police officers, fire service officers, authors, actors, graphic designers, journalists, photographers, sports players/coaches, aircraft pilots, train drivers)	1,054	12.9	11.6	13.8
Administrative & secretarial (Book-keepers, insurance clerks, library assistants, telephonists, secretaries, receptionists, typists)	1,106	13.5	12.0	13.4
Skilled trades (Farmers, gardeners, pipe fitters, mechanics, electricians, bricklayers, plumbers, carpenters, plasterers, painters & decorators, printers, butchers, bakers, floral arrangers)	1,168	14.3	12.3	11.5
Personal service occupations (Dental nurses, nursery nurses, travel agents, hairdressers, beauticians, caretakers)	494	6.0	7.1	6.9
Sales & customer service (Sales & retail assistants, market & street traders, call centre operators)	757	9.2	8.7	7.7
Process, plant & machine operatives (Assemblers, scaffolders, sewing machinists, HGV drivers, bus/coach drivers, driving instructors, fork lift truck drivers)	860	10.5	11.9	8.4
Elementary (Farm workers, labourers, postal workers, hospital porters, waiters/waitresses, bar staff, window cleaners, road sweepers, cleaners, refuse occupations, traffic wardens, shelf fillers)	988	12.1	16.4	11.8

<u>Qualifications</u>	Ossett (number)	Ossett %	Wakefield District %	England %
All people aged 16-74	11,696			
Degree level or higher ²	1,564	13.4	12.5	19.9
No qualifications	3,740	32.0	39.1	28.9

<u>Economically active</u> (Aged 16-74)	Ossett (number)	Ossett %	Wakefield District %	England %
All people aged 16-74	11,696			
Employees full-time	5,542	47.4	40.1	40.8
Employees part-time	1,590	13.6	12.9	11.8
Self-employed	859	7.3	5.8	8.3
Unemployed	342	2.9	3.5	3.3
Full-time students	231	2.0	1.9	2.6

<u>Economically inactive</u> (Aged 16-74)	Ossett (number)	Ossett %	Wakefield District %	England %
All people aged 16-74	11,696			
Retired	1,530	13.1	14.4	13.5
Permanently sick or disabled	564	4.8	8.3	5.3
Looking after home/family	537	4.6	6.5	6.5
Student	265	2.3	3.1	4.7
Other	236	2.0	3.4	3.1

<u>Travel to work</u>	Ossett (number)	Ossett %	Wakefield District %	England %
All people aged 16-74 in employment	8,194			
Car, van, motorcycle, taxi	5,812	70.9	68.1	62.7
Public transport (defined as Underground metro, light rail, tram, train, bus, minibus or coach)	772	9.4	11.5	14.9
Bicycle or foot	971	11.9	12.2	12.8

² First Degree, Higher Degree, NVQ levels 4 and 5, HNC, HND, Qualified Teacher Status, Qualified Medical Doctor, Qualified Dentist, Qualified Nurse, Midwife, Health Visitor

Health

This section looks at health and caring issues affecting those living in the Ossett ward.

<u>Health</u>	Ossett (number)	Ossett %	Wakefield District %	England %
Ward population	15,788			
People with a limiting long-term illness (LLTI) ³	2,750	17.4	22.4	17.9
People whose health is good	10,775	68.2	64.6	68.8
People whose health is fairly good	3,529	22.4	23.1	22.2
People whose health is not good	1,484	9.4	12.3	9.0
All people who provide unpaid care ⁴	1,579	10.0	11.1	9.9
People who provide unpaid care for 50+ hours a week	313	2.0	2.7	2.0

³ Limiting long-term illness covers any long-term illness, health problem or disability that limits daily activities or work

⁴ Provision of unpaid care; looking after, giving help or support to family members, friends, neighbours or others because of long-term physical or mental ill-health or disability or problems relating to old age

