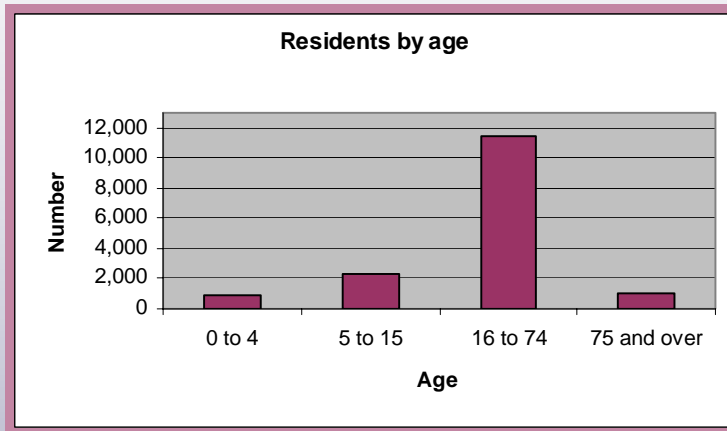
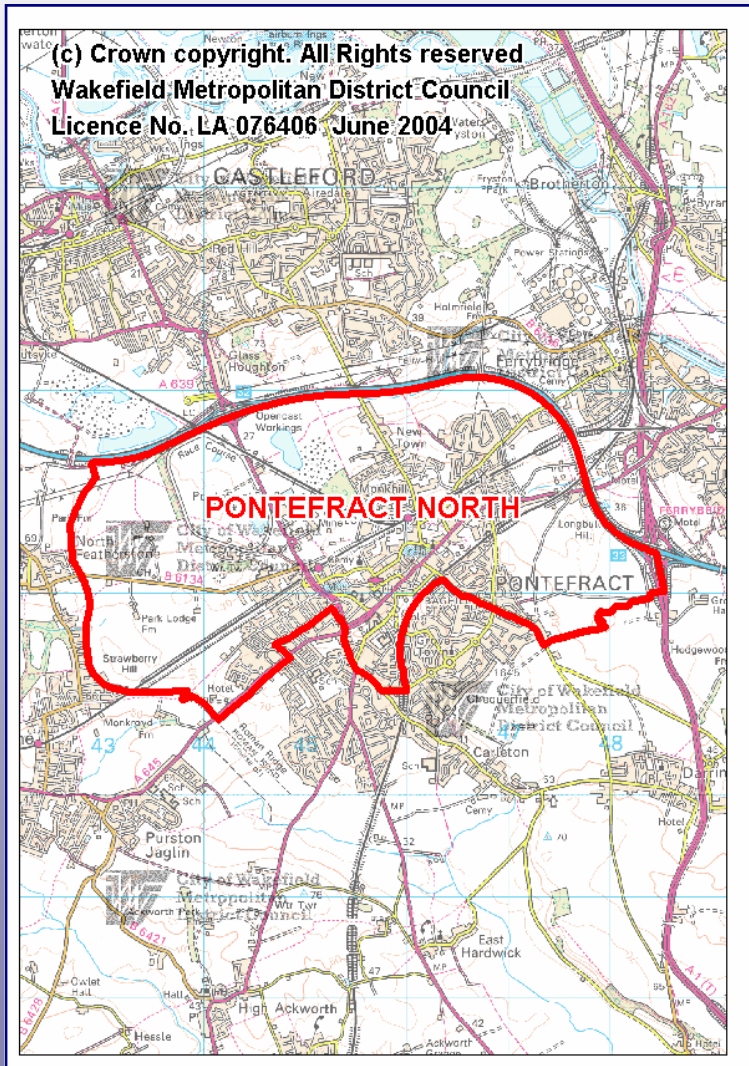


Pontefract North ward profile, City of Wakefield Metropolitan District Council

This profile shows a selection of key statistics about the Pontefract North ward (2004 boundary), taken from the 2001 Census*. Ward information is compared with that of the Wakefield District and also nationally.

The map below shows the boundary for the Pontefract North ward:

On Census day, there were 14,106 residents in the Pontefract North ward. The ages, marital status and ethnicity of these residents are shown below:



<u>Marital status</u>	Pontefract North (number)	Pontefract North %	Wakefield District %	England %
All people over 16	11,290			
Single	3,049	27.0	26.1	30.2
Married or re-married	5,810	51.5	53.4	50.9
Separated or divorced	1,452	12.9	11.7	10.6
Widowed	979	8.7	8.8	8.3

<u>Age</u>	Pontefract North (number)	Pontefract North %	Wakefield District %	England %
All residents	14,106			
0 to 4	885	6.1	5.7	6.0
5 to 15	2,011	13.9	14.8	14.2
16 to 74	10,532	73.0	72.4	72.3
75 and over	1,005	7.0	7.1	7.5

<u>Gender</u>	Pontefract North (number)
Male	6,877
Female	7,229

<u>Ethnicity</u>	Pontefract North (number)	Pontefract North %	Wakefield District %	England %
White (British, Irish, any other White background)	13,899	98.5	97.7	90.9
Mixed (White & Black Caribbean, White & Black African, White & Asian, any other Mixed background)	58	0.4	0.5	1.3
Asian or Asian British (Indian, Pakistani, Bangladeshi, any other Asian background)	74	0.5	1.4	4.6
Black or Black British (Caribbean, African, any other Black background)	26	0.2	0.1	2.3
Chinese or other Ethnic group (Chinese, any other background)	51	0.4	3.0	0.9

* Source: Census 2001, © Crown Copyright 2003. Crown copyright material is reproduced with the permission of the Controller of HMSO

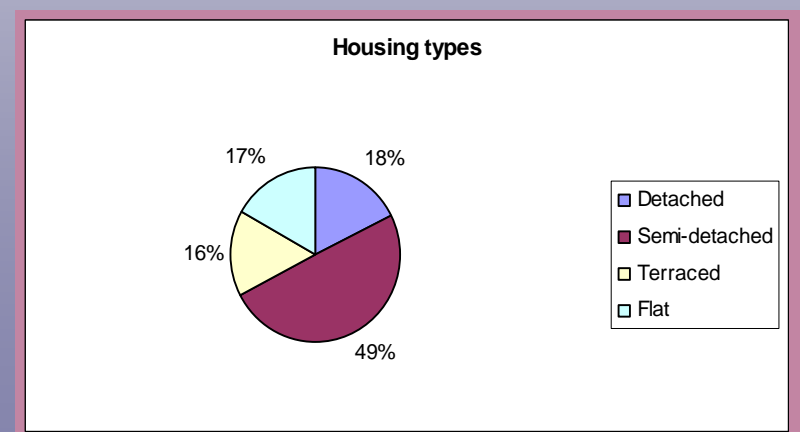
Housing

This section explores the following three areas in the Pontefract North ward: The type of houses occupied (e.g. detached, semi-detached etc), tenure (meaning who owns a property, e.g. owner-occupied, rented from Council etc) and who makes up a household (e.g. one person households, married couple households etc).

<u>Tenure</u>	Pontefract North (number)	Pontefract North %	Wakefield District %	England %
All household tenures	6,107			
Owner-occupied	3,960	64.8	65.2	68.7
Rented from Council (includes housing Co-operative & Charitable Trust)	1,463	24.0	25.7	13.2
Rented from Housing Association or Registered Social Landlord (includes employer of a household member & relative or friend of a household member & living rent free)	315	5.1	2.2	6.1
Private or other rented	369	6.0	6.9	12.0

<u>Household composition</u>	Pontefract North (number)	Pontefract North %	Wakefield District %	England %
All households	6,107			
One person households	1,777	29.1	28.3	30.0
Married couple households	3,319	54.3	39.6	36.5
Cohabiting couple households	680	11.1	9.4	8.3
Households with dependant children ¹	1,791	29.3	30.9	29.4
Lone parent households	614	10.1	9.7	9.5
Lone parent households with dependant children ¹	433	7.1	6.6	6.4
Pensioner only households	1,313	21.5	23.6	23.7
Pensioners living alone	814	13.3	14.5	14.4

<u>Housing</u>	Pontefract North (number)	Pontefract North %	Wakefield District %	England %
All housing types	6,274			
Detached	1,113	17.7	20.1	22.5
Semi-detached	3,105	49.5	45.0	31.6
Terraced	994	15.8	24.5	25.8
Flat	1,064	17.0	10.3	19.7
Non permanent accommodation	0	0.0	0.2	0.4



¹ A dependent child is a person in a household aged 0-15 (whether or not in a family), or a person aged 16-18 who is a full-time student and in a family with parent(s)

Work

This section looks at work related topics affecting those living in the Pontefract North ward.

<u>Occupation</u>	Pontefract North (number)	Pontefract North %	Wakefield District %	England %
All people aged 16-74 in employment	6,414			
Managers & senior officials (Senior officials in national/local government, directors, chief executives, managers)	754	11.8	12.3	15.3
Professional (Chemists, engineers, IT professionals, psychologists, pharmacists, opticians, dentists, vets, teachers, research professionals, accountants, architects, surveyors, social workers, clergy, librarians)	445	6.9	7.6	11.2
Associate professional & technical (Technicians, building inspectors, nurses, midwives, paramedics, chiropodists, physiotherapists, police officers, fire service officers, authors, actors, graphic designers, journalists, photographers, sports players/coaches, aircraft pilots, train drivers)	728	11.4	11.6	13.8
Administrative & secretarial (Book-keepers, insurance clerks, library assistants, telephonists, secretaries, receptionists, typists)	764	11.9	12.0	13.4
Skilled trades (Farmers, gardeners, pipe fitters, mechanics, electricians, bricklayers, plumbers, carpenters, plasterers, painters & decorators, printers, butchers, bakers, floral arrangers)	800	12.5	12.3	11.5
Personal service occupations (Dental nurses, nursery nurses, travel agents, hairdressers, beauticians, caretakers)	473	7.4	7.1	6.9
Sales & customer service (Sales & retail assistants, market & street traders, call centre operators)	557	8.7	8.7	7.7
Process, plant & machine operatives (Assemblers, scaffolders, sewing machinists, HGV drivers, bus/coach drivers, driving instructors, fork lift truck drivers)	894	13.9	11.9	8.4
Elementary (Farm workers, labourers, postal workers, hospital porters, waiters/waitresses, bar staff, window cleaners, road sweepers, cleaners, refuse occupations, traffic wardens, shelf fillers)	999	15.6	16.4	11.8

<u>Qualifications</u>	Pontefract North (number)	Pontefract North %	Wakefield District %	England %
All people aged 16-74	10,302			
Degree level or higher 2	1,154	11.2	12.5	19.9
No qualifications	4,085	39.7	39.1	28.9

<u>Economically active</u> (Aged 16-74)	Pontefract North (number)	Pontefract North %	Wakefield District %	England %
All people aged 16-74	10,302			
Employees full-time	4,507	43.7	40.1	40.8
Employees part-time	1,294	12.5	12.9	11.8
Self-employed	500	4.8	5.8	8.3
Unemployed	371	3.6	3.5	3.3
Full-time students	136	1.3	1.9	2.6

<u>Economically inactive</u> (Aged 16-74)	Pontefract North (number)	Pontefract North %	Wakefield District %	England %
All people aged 16-74	10,302			
Retired	1,407	13.7	14.4	13.5
Permanently sick or disabled	869	8.4	8.3	5.3
Looking after home/family	633	6.1	6.5	6.5
Student	218	2.1	3.1	4.7
Other	367	3.6	3.4	3.1

<u>Travel to work</u>	Pontefract North (number)	Pontefract North %	Wakefield District %	England %
All people aged 16-74 in employment	6,414			
Car, van, motorcycle, taxi	4,377	68.2	68.1	62.7
Public transport (defined as Underground metro, light rail, tram, train, bus, minibus or coach)	665	10.3	11.5	14.9
Bicycle or foot	955	14.9	12.2	12.8

Health

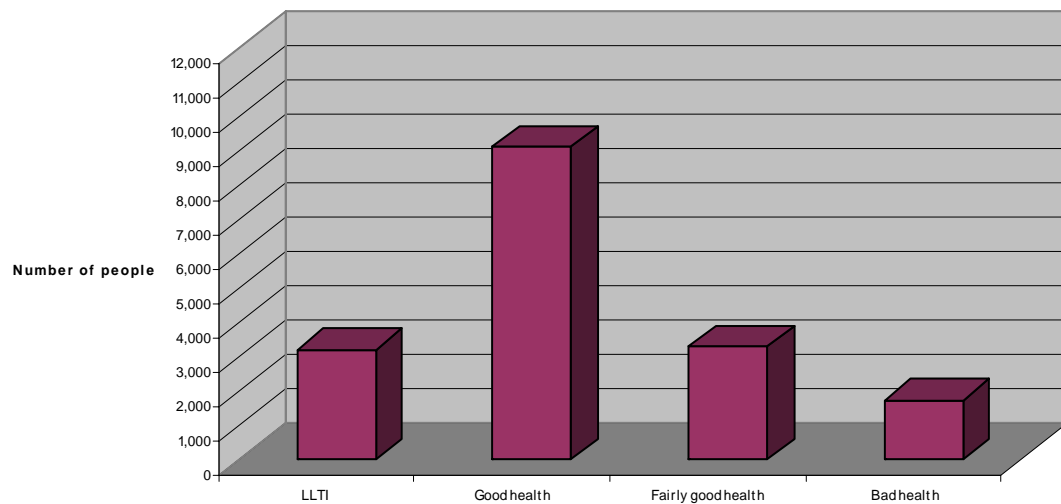
This section looks at health and caring issues affecting those living in the Pontefract North ward.

<u>Health</u>	Pontefract North (number)	Pontefract North %	Wakefield District %	England %
Ward population	14,106			
People with a limiting long-term illness (LLTI) ³	3,202	22.7	22.4	17.9
People whose health is good	9,117	64.6	64.6	68.8
People whose health is fairly good	3,268	23.2	23.1	22.2
People whose health is not good	1,721	12.2	12.3	9.0
All people who provide unpaid care ⁴	1,466	10.4	11.1	9.9
People who provide unpaid care for 50+ hours a week	348	2.5	2.7	2.0

³ Limiting long-term illness covers any long-term illness, health problem or disability that limits daily activities or work

⁴ Provision of unpaid care; looking after, giving help or support to family members, friends, neighbours or others because of long-term physical or mental ill-health or disability or problems relating to old age

Health



Care issues

