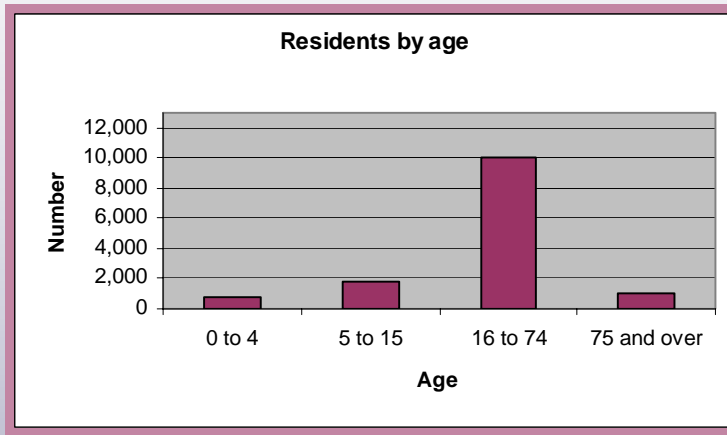
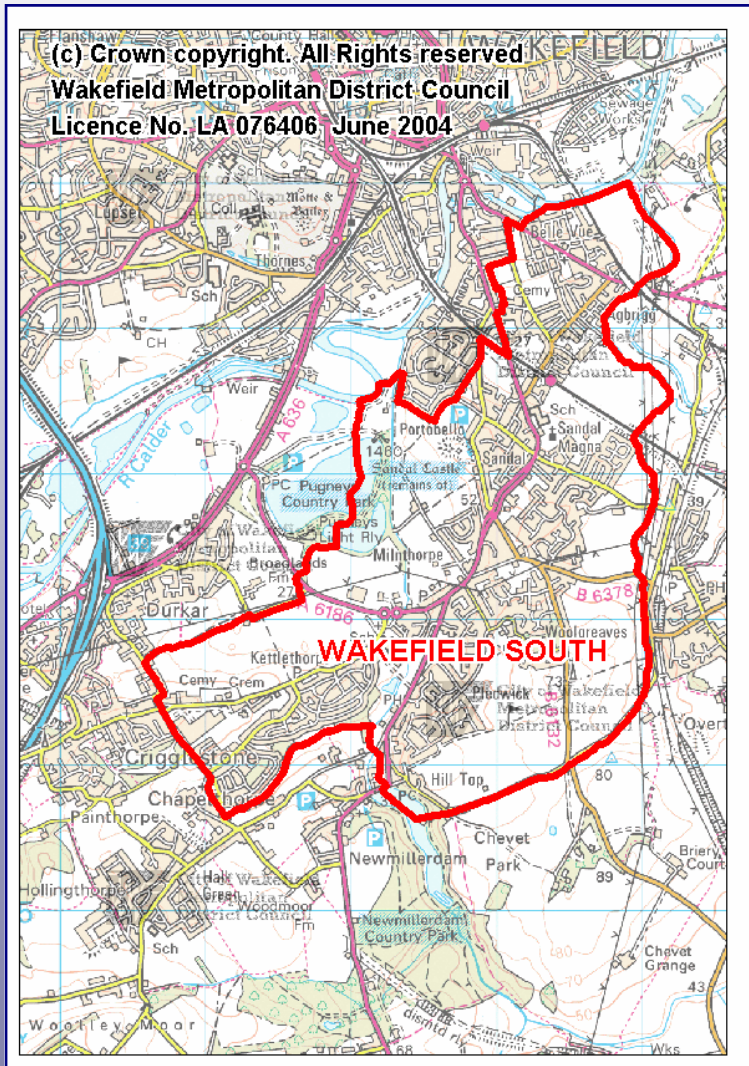


# Wakefield South ward profile, City of Wakefield Metropolitan District Council

This profile shows a selection of key statistics about the Wakefield South ward (2004 boundary), taken from the 2001 Census\*. Ward information is compared with that of the Wakefield District and also nationally.

The map below shows the boundary for the Wakefield South ward:

On Census day, there were 13,660 residents in the Wakefield South ward. The ages, marital status and ethnicity of these residents are shown below:



<u>Marital status</u>	Wakefield South (number)	Wakefield South %	Wakefield District %	England %
<b>All people over 16</b>	<b>11,114</b>			
Single	2,833	25.5	26.1	30.2
Married or re-married	6,231	56.1	53.4	50.9
Separated or divorced	1,093	9.8	11.7	10.6
Widowed	957	8.6	8.8	8.3

<u>Age</u>	Wakefield South (number)	Wakefield South %	Wakefield District %	England %
<b>All residents</b>	<b>13,660</b>			
0 to 4	729	5.4	5.7	6.0
5 to 15	1,806	13.3	14.8	14.2
16 to 74	10,021	73.8	72.4	72.3
75 and over	1,013	7.5	7.1	7.5

<u>Ethnicity</u>	Wakefield South (number)	Wakefield South %	Wakefield District %	England %
<b>White</b> (British, Irish, any other White background)	<b>12,722</b>	<b>93.1</b>	<b>97.7</b>	<b>90.9</b>
<b>Mixed</b> (White & Black Caribbean, White & Black African, White & Asian, any other Mixed background)	81	0.6	0.5	1.3
<b>Asian or Asian British</b> (Indian, Pakistani, Bangladeshi, any other Asian background)	802	6.3	1.4	4.6
<b>Black or Black British</b> (Caribbean, African, any other Black background)	17	0.1	0.1	2.3
<b>Chinese or other Ethnic group</b> (Chinese, any other background)	38	0.3	3.0	0.9

<u>Gender</u>	Wakefield South (number)
Male	6,674
Female	6,986

\* Source: Census 2001, © Crown Copyright 2003. Crown copyright material is reproduced with the permission of the Controller of HMSO

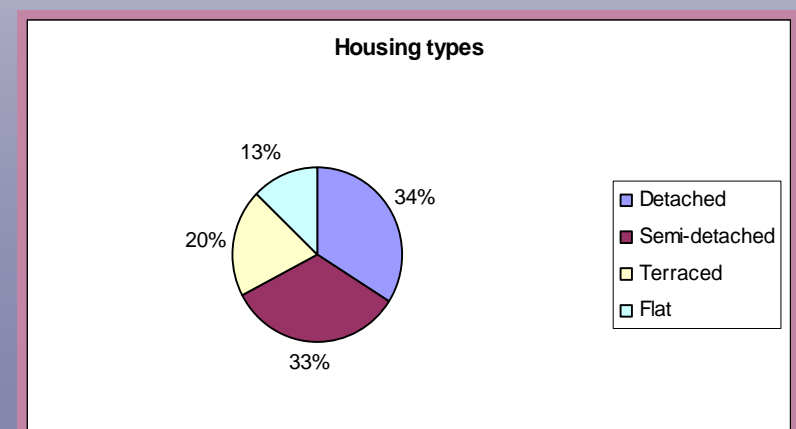
## Housing

*This section explores the following three areas in the Wakefield South ward: The type of houses occupied (e.g. detached, semi-detached etc), tenure (meaning who owns a property, e.g. owner-occupied, rented from Council etc) and who makes up a household (e.g. one person households, married couple households etc).*

<u>Tenure</u>	Wakefield South (number)	Wakefield South %	Wakefield District %	England %
<b>All household tenures</b>	<b>5,801</b>			
<b>Owner-occupied</b>	4,086	70.4	65.2	68.7
<b>Rented from Council</b> (includes housing Co-operative & Charitable Trust)	1,135	19.9	25.7	13.2
<b>Rented from Housing Association or Registered Social Landlord</b> (includes employer of a household member & relative or friend of a household member & living rent free)	129	2.2	2.2	6.1
<b>Private or other rented</b>	431	7.4	6.9	12.0

<u>Household composition</u>	Wakefield South (number)	Wakefield South %	Wakefield District %	England %
<b>All households</b>	<b>5,801</b>			
<b>One person households</b>	1,648	28.4	28.3	30.0
<b>Married couple households</b>	2,326	40.6	39.6	36.5
<b>Cohabiting couple households</b>	411	7.2	9.4	8.3
<b>Households with dependant children <sup>1</sup></b>	1,678	29.3	30.9	29.4
<b>Lone parent households</b>	460	8.0	9.7	9.5
<b>Lone parent households with dependant children <sup>1</sup></b>	320	5.5	6.6	6.4
<b>Pensioner only households</b>	1,472	25.7	23.6	23.7
<b>Pensioners living alone</b>	855	14.7	14.5	14.4

<u>Housing</u>	Wakefield South (number)	Wakefield South %	Wakefield District %	England %
<b>All housing types</b>	<b>5,957</b>			
<b>Detached</b>	2,012	33.8	20.1	22.5
<b>Semi-detached</b>	1,969	33.1	45.0	31.6
<b>Terraced</b>	1,191	19.9	24.5	25.8
<b>Flat</b>	754	12.7	10.3	19.7
<b>Non permanent accommodation</b>	33	0.5	0.2	0.4



<sup>1</sup> A dependent child is a person in a household aged 0-15 (whether or not in a family), or a person aged 16-18 who is a full-time student and in a family with parent(s)

## Work

This section looks at work related topics affecting those living in the Wakefield South ward.

<u>Occupation</u>	Wakefield South (number)	Wakefield South %	Wakefield District %	England %
<b>All people aged 16-74 in employment</b>	<b>6,047</b>			
<b>Managers &amp; senior officials</b> (Senior officials in national/local government, directors, chief executives, managers)	967	16.0	12.3	15.3
<b>Professional</b> (Chemists, engineers, IT professionals, psychologists, pharmacists, opticians, dentists, vets, teachers, research professionals, accountants, architects, surveyors, social workers, clergy, librarians)	906	15.0	7.6	11.2
<b>Associate professional &amp; technical</b> (Technicians, building inspectors, nurses, midwives, paramedics, chiropodists, physiotherapists, police officers, fire service officers, authors, actors, graphic designers, journalists, photographers, sports players/coaches, aircraft pilots, train drivers)	812	13.4	11.6	13.8
<b>Administrative &amp; secretarial</b> (Book-keepers, insurance clerks, library assistants, telephonists, secretaries, receptionists, typists)	791	13.1	12.0	13.4
<b>Skilled trades</b> (Farmers, gardeners, pipe fitters, mechanics, electricians, bricklayers, plumbers, carpenters, plasterers, painters & decorators, printers, butchers, bakers, floral arrangers)	518	8.6	12.3	11.5
<b>Personal service occupations</b> (Dental nurses, nursery nurses, travel agents, hairdressers, beauticians, caretakers)	361	6.0	7.1	6.9
<b>Sales &amp; customer service</b> (Sales & retail assistants, market & street traders, call centre operators)	470	7.7	8.7	7.7
<b>Process, plant &amp; machine operatives</b> (Assemblers, scaffolders, sewing machinists, HGV drivers, bus/coach drivers, driving instructors, fork lift truck drivers)	445	7.4	11.9	8.4
<b>Elementary</b> (Farm workers, labourers, postal workers, hospital porters, waiters/waitresses, bar staff, window cleaners, road sweepers, cleaners, refuse occupations, traffic wardens, shelf fillers)	777	12.9	16.4	11.8

<u>Qualifications</u>	Wakefield South (number)	Wakefield South %	Wakefield District %	England %
<b>All people aged 16-74</b>	<b>10,073</b>			
<b>Degree level or higher 2</b>	2,384	23.7	12.5	19.9
<b>No qualifications</b>	2,862	28.4	39.1	28.9

<u>Economically active</u> (Aged 16-74)	Wakefield South (number)	Wakefield South %	Wakefield District %	England %
<b>All people aged 16-74</b>	<b>10,073</b>			
<b>Employees full-time</b>	3,857	38.3	40.1	40.8
<b>Employees part-time</b>	1,247	12.4	12.9	11.8
<b>Self-employed</b>	697	6.9	5.8	8.3
<b>Unemployed</b>	335	3.3	3.5	3.3
<b>Full-time students</b>	297	2.9	1.9	2.6

<u>Economically inactive</u> (Aged 16-74)	Wakefield South (number)	Wakefield South %	Wakefield District %	England %
<b>All people aged 16-74</b>	<b>10,073</b>			
<b>Retired</b>	1,741	17.3	14.4	13.5
<b>Permanently sick or disabled</b>	524	5.2	8.3	5.3
<b>Looking after home/family</b>	592	5.9	6.5	6.5
<b>Student</b>	505	5.0	3.1	4.7
<b>Other</b>	276	2.8	3.4	3.1

<u>Travel to work</u>	Wakefield South (number)	Wakefield South %	Wakefield District %	England %
<b>All people aged 16-74 in employment</b>	<b>6,047</b>			
<b>Car, van, motorcycle, taxi</b>	4,194	69.4	68.1	62.7
<b>Public transport</b> (defined as Underground metro, light rail, tram, train, bus, minibus or coach)	828	13.7	11.5	14.9
<b>Bicycle or foot</b>	518	8.6	12.2	12.8

# Health

This section looks at health and caring issues affecting those living in the Wakefield South ward.

<u>Health</u>	Wakefield South (number)	Wakefield South %	Wakefield District %	England %
<b>Ward population</b>	<b>13,660</b>			
People with a limiting long-term illness (LLTI) <sup>3</sup>	2,618	19.2	22.4	17.9
People whose health is good	9,319	68.2	64.6	68.8
People whose health is fairly good	3,030	22.2	23.1	22.2
People whose health is not good	1,311	9.6	12.3	9.0
All people who provide unpaid care <sup>4</sup>	1,525	11.1	11.1	9.9
People who provide unpaid care for 50+ hours a week	277	2.0	2.7	2.0

<sup>3</sup> Limiting long-term illness covers any long-term illness, health problem or disability that limits daily activities or work

<sup>4</sup> Provision of unpaid care; looking after, giving help or support to family members, friends, neighbours or others because of long-term physical or mental ill-health or disability or problems relating to old age

