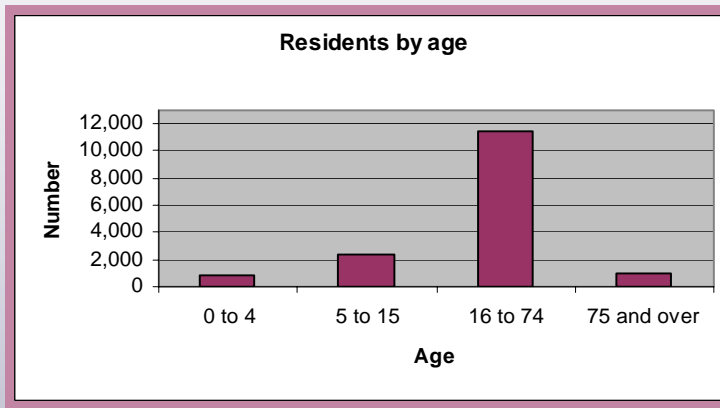
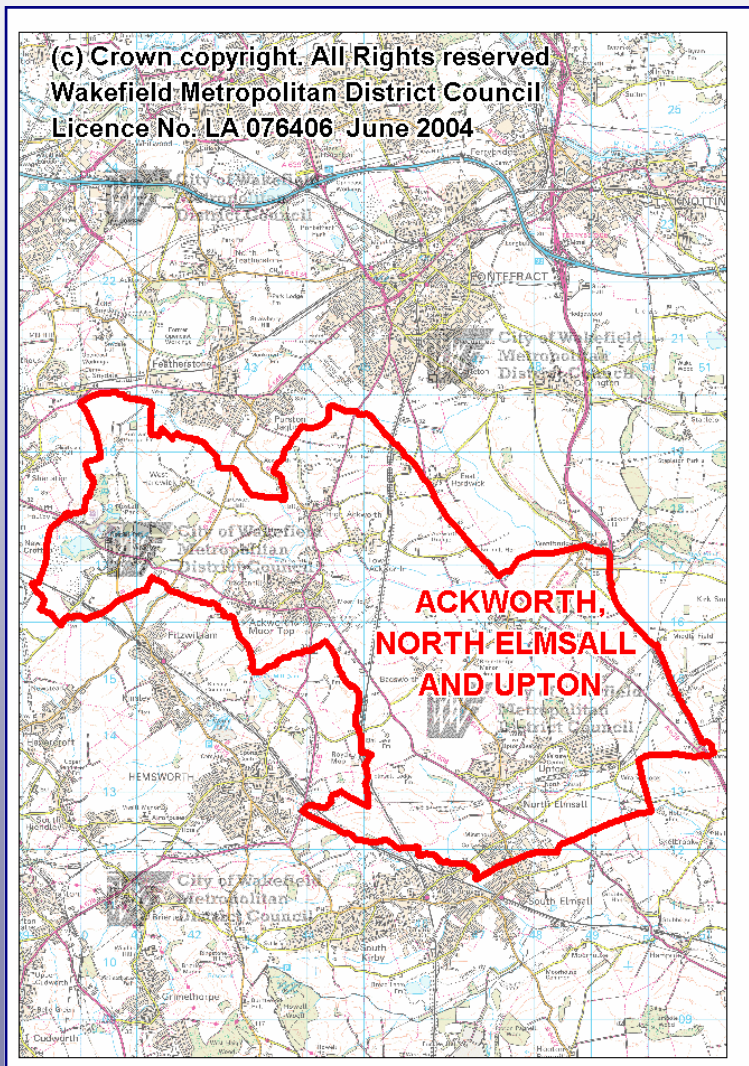


# Ackworth, North Elmsall & Upton ward profile, City of Wakefield Metropolitan District Council

This profile shows a selection of key statistics about the Ackworth, North Elmsall & Upton ward (2004 boundary), taken from the 2001 Census\*. Ward information is compared with that of the Wakefield District and also nationally.

The map below shows the boundary for the Ackworth, North Elmsall & Upton ward:

On Census day, there were 15,635 residents in the Ackworth, North Elmsall & Upton ward. The ages, marital status and ethnicity of these residents are shown below:



<u>Marital status</u>	Ackworth, North Elmsall & Upton (number)	Ackworth, North Elmsall & Upton %	Wakefield District %	England %
<b>All people over 16</b>	<b>12,450</b>			
Single	2,985	23.9	26.1	30.2
Married or re-married	7,300	58.6	53.4	50.9
Separated or divorced	1,198	9.6	11.7	10.6
Widowed	967	7.7	8.8	8.3



<u>Age</u>	Ackworth, North Elmsall & Upton (number)	Ackworth, North Elmsall & Upton %	Wakefield District %	England %
<b>All residents</b>	<b>15,635</b>			
0 to 4	872	5.6	5.7	6.0
5 to 15	2,313	14.8	14.8	14.2
16 to 74	11,413	73.2	72.4	72.3
75 and over	992	6.4	7.1	7.5

<u>Gender</u>	Ackworth, North Elmsall & Upton (number)
Male	7,672
Female	7,963

<u>Ethnicity</u>	Ackworth, North Elmsall & Upton (number)	Ackworth, North Elmsall & Upton %	Wakefield District %	England %
White (British, Irish, any other White background)	15,415	98.5	97.7	90.9
Mixed (White & Black Caribbean, White & Black African, White & Asian, any other Mixed background)	70	0.4	0.5	1.3
Asian or Asian British (Indian, Pakistani, Bangladeshi, any other Asian background)	60	0.3	1.4	4.6
Black or Black British (Caribbean, African, any other Black background)	13	0.0	0.1	2.3
Chinese or other Ethnic group (Chinese, any other background)	68	0.4	3.0	0.9

\* Source: Census 2001, © Crown Copyright 2003. Crown copyright material is reproduced with the permission of the Controller of HMSO

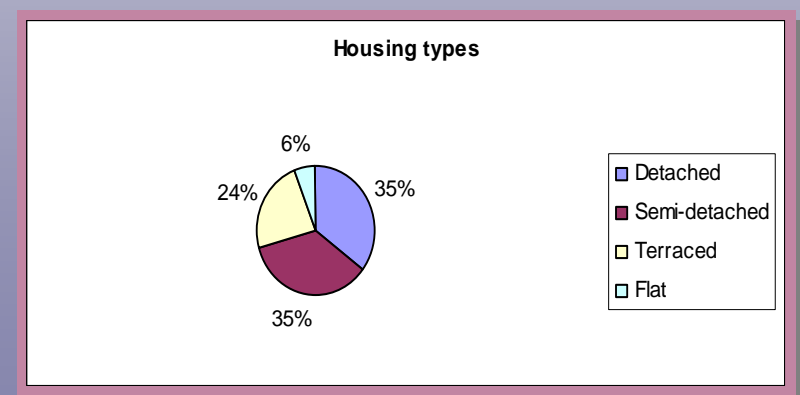
## Housing

*This section explores the following three areas in the Ackworth, North Elmsall & Upton ward: The type of houses occupied (e.g. detached, semi-detached etc), tenure (meaning who owns a property, e.g. owner-occupied, rented from Council etc) and who makes up a household (e.g. one person households, married couple households etc).*

<u>Tenure</u>	Ackworth, North Elmsall & Upton (number)	Ackworth, North Elmsall & Upton %	Wakefield District %	England %
<b>All household tenures</b>	<b>6,408</b>			
<b>Owner-occupied</b>	4,745	74.0	65.2	68.7
<b>Rented from Council</b> (includes housing Co-operative & Charitable Trust)	960	14.9	25.7	13.2
<b>Rented from Housing Association or Registered Social Landlord</b> (includes employer of a household member & relative or friend of a household member & living rent free)	114	1.7	2.2	6.1
<b>Private or other rented</b>	589	9.2	6.9	12.0

<u>Household composition</u>	Ackworth, North Elmsall & Upton (number)	Ackworth, North Elmsall & Upton %	Wakefield District %	England %
<b>All households</b>	<b>6,408</b>			
<b>One person households</b>	1,561	24.4	28.3	30.0
<b>Married couple households</b>	2,877	44.9	39.6	36.5
<b>Cohabiting couple households</b>	597	9.3	9.4	8.3
<b>Households with dependant children <sup>1</sup></b>	2,067	32.3	30.9	29.4
<b>Lone parent households</b>	504	7.9	9.7	9.5
<b>Lone parent households with dependant children <sup>1</sup></b>	346	5.4	6.6	6.4
<b>Pensioner only households</b>	1,487	23.2	23.6	23.7
<b>Pensioners living alone</b>	863	13.5	14.5	14.4

<u>Housing</u>	Ackworth, North Elmsall & Upton (number)	Ackworth, North Elmsall & Upton %	Wakefield District %	England %
<b>All housing types</b>	<b>6,613</b>			
<b>Detached</b>	2,330	35.2	20.1	22.5
<b>Semi-detached</b>	2,347	35.4	45.0	31.6
<b>Terraced</b>	1,560	23.6	24.5	25.8
<b>Flat</b>	387	5.8	10.3	19.7
<b>Non permanent accommodation</b>	3	0.0	0.2	0.4



<sup>1</sup> A dependent child is a person in a household aged 0-15 (whether or not in a family), or a person aged 16-18 who is a full-time student and in a family with parent(s)

## Work

This section looks at work related topics affecting those living in the ward.

<u>Occupation</u>	Ackworth, North Elmsall & Upton (number)	Ackworth, North Elmsall & Upton %	Wakefield District %	England %
<b>All people aged 16-74 in employment</b>	<b>6,865</b>			
<b>Managers &amp; senior officials</b> (Senior officials in national/local government, directors, chief executives, managers)	935	13.6	12.3	15.3
<b>Professional</b> (Chemists, engineers, IT professionals, psychologists, pharmacists, opticians, dentists, vets, teachers, research professionals, accountants, architects, surveyors, social workers, clergy, librarians)	786	11.4	7.6	11.2
<b>Associate professional &amp; technical</b> (Technicians, building inspectors, nurses, midwives, paramedics, chiropodists, physiotherapists, police officers, fire service officers, authors, actors, graphic designers, journalists, photographers, sports players/coaches, aircraft pilots, train drivers)	864	12.6	11.6	13.8
<b>Administrative &amp; secretarial</b> (Book-keepers, insurance clerks, library assistants, telephonists, secretaries, receptionists, typists)	750	10.9	12.0	13.4
<b>Skilled trades</b> (Farmers, gardeners, pipe fitters, mechanics, electricians, bricklayers, plumbers, carpenters, plasterers, painters & decorators, printers, butchers, bakers, floral arrangers)	770	11.2	12.3	11.5
<b>Personal service occupations</b> (Dental nurses, nursery nurses, travel agents, hairdressers, beauticians, caretakers)	464	6.8	7.1	6.9
<b>Sales &amp; customer service</b> (Sales & retail assistants, market & street traders, call centre operators)	482	7.0	8.7	7.7
<b>Process, plant &amp; machine operatives</b> (Assemblers, scaffolders, sewing machinists, HGV drivers, bus/coach drivers, driving instructors, fork lift truck drivers)	740	10.8	11.9	8.4
<b>Elementary</b> (Farm workers, labourers, postal workers, hospital porters, waiters/waitresses, bar staff, window cleaners, road sweepers, cleaners, refuse occupations, traffic wardens, shelf fillers)	1,074	15.6	16.4	11.8

<u>Qualifications</u>	Ackworth, North Elmsall & Upton (number)	Ackworth, North Elmsall & Upton %	Wakefield District %	England %
<b>All people aged 16-74</b>	<b>11,445</b>			
<b>Degree level or higher 2</b>	1,905	16.6	12.5	19.9
<b>No qualifications</b>	4,066	35.5	39.1	28.9

<u>Economically active</u> (Aged 16-74)	Ackworth, North Elmsall & Upton (number)	Ackworth, North Elmsall & Upton %	Wakefield District %	England %
<b>All people aged 16-74</b>	<b>11,445</b>			
<b>Employees full-time</b>	4,354	38.0	40.1	40.8
<b>Employees part-time</b>	1,509	13.2	12.9	11.8
<b>Self-employed</b>	821	7.1	5.8	8.3
<b>Unemployed</b>	317	2.7	3.5	3.3
<b>Full-time students</b>	204	1.8	1.9	2.6

<u>Economically inactive</u> (Aged 16-74)	Ackworth, North Elmsall & Upton (number)	Ackworth, North Elmsall & Upton %	Wakefield District %	England %
<b>All people aged 16-74</b>	<b>11,445</b>			
<b>Retired</b>	1,744	15.2	14.4	13.5
<b>Permanently sick or disabled</b>	993	8.7	8.3	5.3
<b>Looking after home/family</b>	743	6.5	6.5	6.5
<b>Student</b>	397	3.5	3.1	4.7
<b>Other</b>	363	3.1	3.4	3.1

<u>Travel to work</u>	Ackworth, North Elmsall & Upton (number)	Ackworth, North Elmsall & Upton %	Wakefield District %	England %
<b>All people aged 16-74 in employment</b>	<b>6,865</b>			
<b>Car, van, motorcycle, taxi</b>	5,166	75.3	68.1	62.7
<b>Public transport</b> (defined as Underground metro, light rail, tram, train, bus, minibus or coach)	561	8.2	11.5	14.9
<b>Bicycle or foot</b>	555	8.1	12.2	12.8

## Health

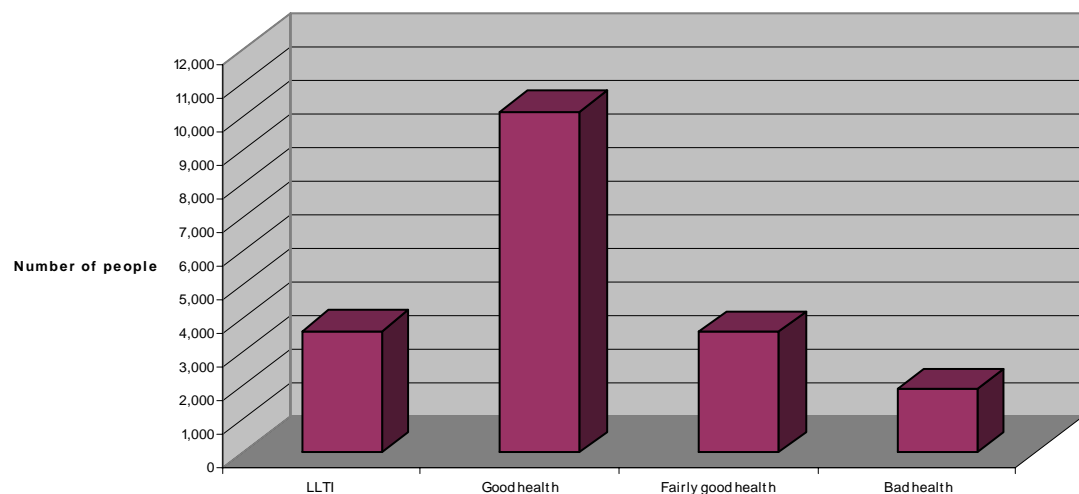
This section looks at health and caring issues affecting those living in the Ackworth, North Elmsall & Upton ward.

<u>Health</u>	Ackworth, North Elmsall & Upton (number)	Ackworth, North Elmsall & Upton %	Wakefield District %	England %
<b>Ward population</b>	<b>15,635</b>			
<b>People with a limiting long-term illness (LLTI)<sup>3</sup></b>	3,620	23.2	22.4	17.9
<b>People whose health is good</b>	10,167	65.0	64.6	68.8
<b>People whose health is fairly good</b>	3,584	22.9	23.1	22.2
<b>People whose health is not good</b>	1,884	12.1	12.3	9.0
<b>All people who provide unpaid care <sup>4</sup></b>	1,930	12.3	11.1	9.9
<b>People who provide unpaid care for 50+ hours a week</b>	474	3.0	2.7	2.0

<sup>3</sup> Limiting long-term illness covers any long-term illness, health problem or disability that limits daily activities or work

<sup>4</sup> Provision of unpaid care; looking after, giving help or support to family members, friends, neighbours or others because of long-term physical or mental ill-health or disability or problems relating to old age

Health



Care issues

