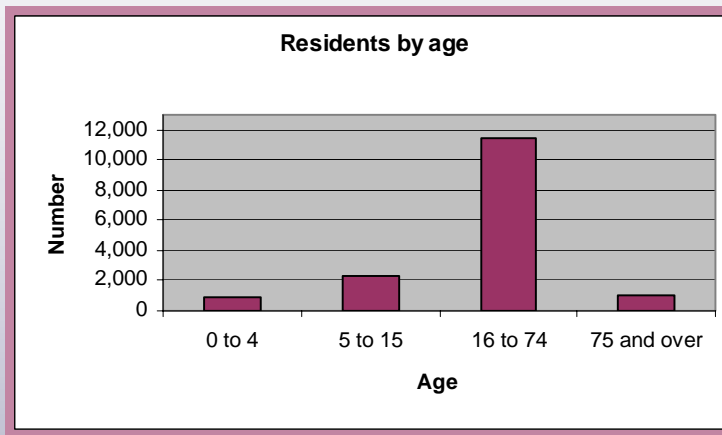
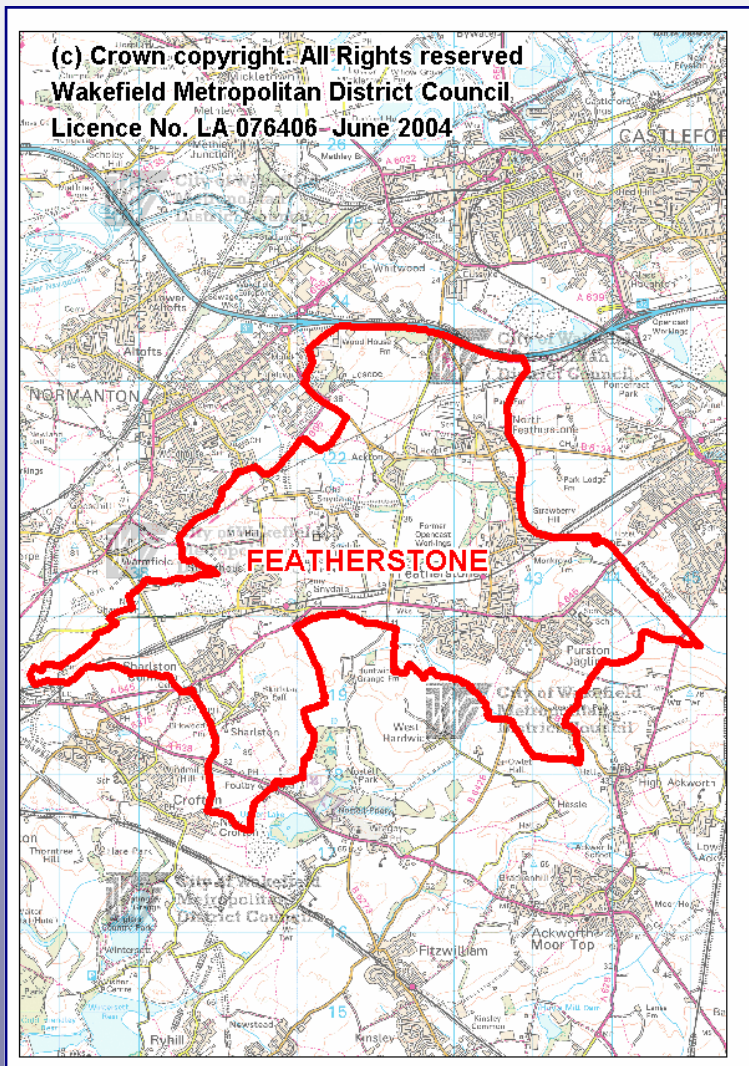


Featherstone ward profile, City of Wakefield Metropolitan District Council

This profile shows a selection of key statistics about the Featherstone ward (2004 boundary), taken from the 2001 Census*. Ward information is compared with that of the Wakefield District and also nationally.

The map below shows the boundary for the Featherstone ward:

On Census day, there were 16,375 residents in the Featherstone ward. The ages, marital status and ethnicity of these residents are shown below:



<u>Marital status</u>	Featherstone (number)	Featherstone %	Wakefield District %	England %
All people over 16	12,843			
Single	3,299	25.6	26.1	30.2
Married or re-married	6,718	52.3	53.4	50.9
Separated or divorced	1,555	12.1	11.7	10.6
Widowed	1,271	9.8	8.8	8.3

<u>Age</u>	Featherstone (number)	Featherstone %	Wakefield District %	England %
All residents	16,375			
0 to 4	1,018	6.2	5.7	6.0
5 to 15	2,514	15.3	14.8	14.2
16 to 74	11,728	71.5	72.4	72.3
75 and over	1,140	7.0	7.1	7.5

<u>Ethnicity</u>	Featherstone (number)	Featherstone %	Wakefield District %	England %
White (British, Irish, any other White background)	16,212	99.0	97.7	90.9
Mixed (White & Black Caribbean, White & Black African, White & Asian, any other Mixed background)	30	0.2	0.5	1.3
Asian or Asian British (Indian, Pakistani, Bangladeshi, any other Asian background)	69	0.4	1.4	4.6
Black or Black British (Caribbean, African, any other Black background)	12	0.1	0.1	2.3
Chinese or other Ethnic group (Chinese, any other background)	53	0.3	3.0	0.9

<u>Gender</u>	Featherstone number
Male	7,833
Female	8,542

* Source: Census 2001, © Crown Copyright 2003. Crown copyright material is reproduced with the permission of the Controller of HMSO

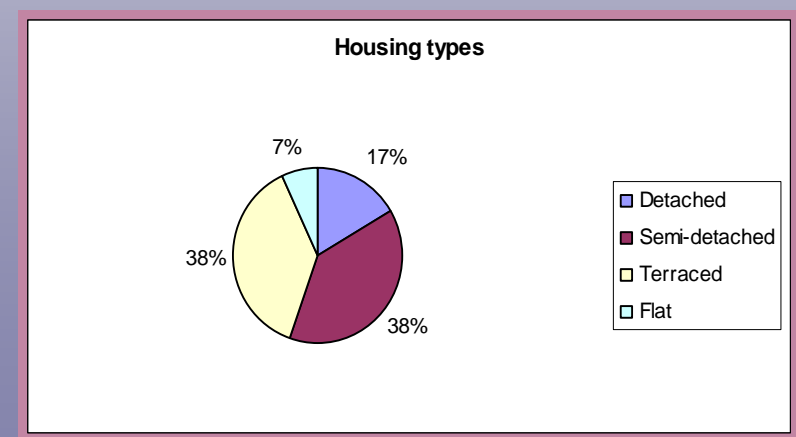
Housing

This section explores the following three areas in the Featherstone ward: The type of houses occupied (e.g. detached, semi-detached etc), tenure (meaning who owns a property, e.g. owner-occupied, rented from Council etc) and who makes up a household (e.g. one person households, married couple households etc).

<u>Tenure</u>	Featherstone (number)	Feather- stone%	Wakefield District %	England %
All household tenures	6,864			
Owner-occupied	4,240	61.7	65.2	68.7
Rented from Council (includes housing Co-operative & Charitable Trust)	2,132	31.1	25.7	13.2
Rented from Housing Association or Registered Social Landlord (includes employer of a household member & relative or friend of a household member & living rent free)	68	1.0	2.2	6.1
Private or other rented	424	6.2	6.9	12.0

<u>Household composition</u>	Featherstone (number)	Feather- stone %	Wakefield District %	England %
All households	6,864			
One person households	1,920	27.9	28.3	30.0
Married couple households	2,624	38.2	39.6	36.5
Cohabiting couple households	666	9.7	9.4	8.3
Households with dependant children ¹	2,029	29.6	30.9	29.4
Lone parent households	781	11.4	9.7	9.5
Lone parent house- holds with dependant children ¹	529	7.7	6.6	6.4
Pensioner only households	1,650	24.0	23.6	23.7
Pensioners living alone	1,054	15.3	14.5	14.4

<u>Housing</u>	Featherstone (number)	Featherstone %	Wakefield District %	England %
All housing types	7,123			
Detached	1,178	16.5	20.1	22.5
Semi-detached	2,765	38.8	45.0	31.6
Terraced	2,676	37.6	24.5	25.8
Flat	502	7.0	10.3	19.7
Non permanent accommodation	4	0.0	0.2	0.4



¹ A dependent child is a person in a household aged 0-15 (whether or not in a family), or a person aged 16-18 who is a full-time student and in a family with parent(s)

Work

This section looks at work related topics affecting those living in the Featherstone ward.

<u>Occupation</u>	Featherstone (number)	Featherstone %	Wakefield District %	England %
All people aged 16-74 in employment	6,594			
Managers & senior officials (Senior officials in national/local government, directors, chief executives, managers)	651	9.8	12.3	15.3
Professional (Chemists, engineers, IT professionals, psychologists, pharmacists, opticians, dentists, vets, teachers, research professionals, accountants, architects, surveyors, social workers, clergy, librarians)	330	5.0	7.6	11.2
Associate professional & technical (Technicians, building inspectors, nurses, midwives, paramedics, chiropodists, physiotherapists, police officers, fire service officers, authors, actors, graphic designers, journalists, photographers, sports players/coaches, aircraft pilots, train drivers)	613	9.3	11.6	13.8
Administrative & secretarial (Book-keepers, insurance clerks, library assistants, telephonists, secretaries, receptionists, typists)	627	9.5	12.0	13.4
Skilled trades (Farmers, gardeners, pipe fitters, mechanics, electricians, bricklayers, plumbers, carpenters, plasterers, painters & decorators, printers, butchers, bakers, floral arrangers)	932	14.1	12.3	11.5
Personal service occupations (Dental nurses, nursery nurses, travel agents, hairdressers, beauticians, caretakers)	520	7.9	7.1	6.9
Sales & customer service (Sales & retail assistants, market & street traders, call centre operators)	573	8.7	8.7	7.7
Process, plant & machine operatives (Assemblers, scaffolders, sewing machinists, HGV drivers, bus/coach drivers, driving instructors, fork lift truck drivers)	1,046	15.9	11.9	8.4
Elementary (Farm workers, labourers, postal workers, hospital porters, waiters/waitresses, bar staff, window cleaners, road sweepers, cleaners, refuse occupations, traffic wardens, shelf fillers)	1,302	19.7	16.4	11.8

<u>Qualifications</u>	Featherstone (number)	Featherstone %	Wakefield District %	England %
All people aged 16-74	11,712			
Degree level or higher ²	957	8.2	12.5	19.9
No qualifications	5,591	47.7	39.1	28.9

<u>Economically active</u> (Aged 16-74)	Featherstone (number)	Featherstone %	Wakefield District %	England %
All people aged 16-74	11,712			
Employees full-time	4,367	37.3	40.1	40.8
Employees part-time	1,479	12.6	12.9	11.8
Self-employed	606	5.2	5.8	8.3
Unemployed	440	3.7	3.5	3.3
Full-time students	165	1.4	1.9	2.6

<u>Economically inactive</u> (Aged 16-74)	Featherstone (number)	Featherstone %	Wakefield District %	England %
All people aged 16-74	11,712			
Retired	1,763	15.1	14.4	13.5
Permanently sick or disabled	1,227	10.5	8.3	5.3
Looking after home/family	906	7.7	6.5	6.5
Student	283	2.4	3.1	4.7
Other	476	4.0	3.4	3.1

<u>Travel to work</u>	Featherstone (number)	Featherstone %	Wakefield District %	England %
All people aged 16-74 in employment	6,594			
Car, van, motorcycle, taxi	4,496	68.2	68.1	62.7
Public transport (defined as Underground metro, light rail, tram, train, bus, minibus or coach)	850	12.9	11.5	14.9
Bicycle or foot	770	11.7	12.2	12.8

Health

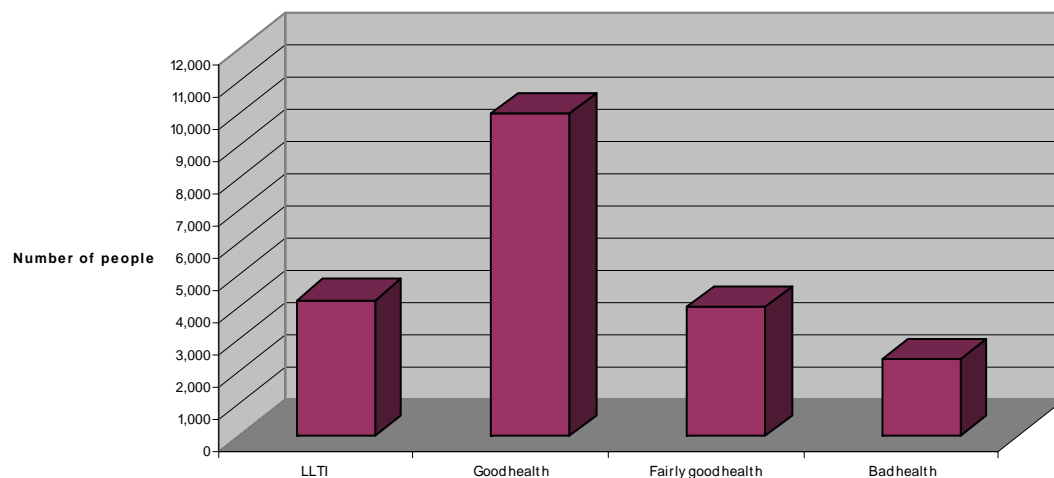
This section looks at health and caring issues affecting those living in the Featherstone ward.

<u>Health</u>	Featherstone (number)	Feather- stone %	Wakefield District %	England %
Ward population	16,375			
People with a limiting long-term illness (LLTI) ³	4,206	25.7	22.4	17.9
People whose health is good	10,007	61.1	64.6	68.8
People whose health is fairly good	4,005	24.5	23.1	22.2
People whose health is not good	2,363	14.4	12.3	9.0
All people who provide unpaid care ⁴	1,875	11.4	11.1	9.9
People who provide unpaid care for 50+ hours a week	480	2.9	2.7	2.0

³ Limiting long-term illness covers any long-term illness, health problem or disability that limits daily activities or work

⁴ Provision of unpaid care; looking after, giving help or support to family members, friends, neighbours or others because of long-term physical or mental ill-health or disability or problems relating to old age

Health



Care issues

