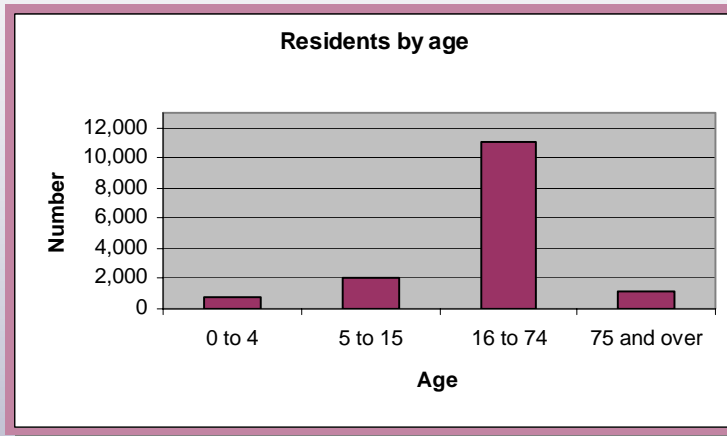
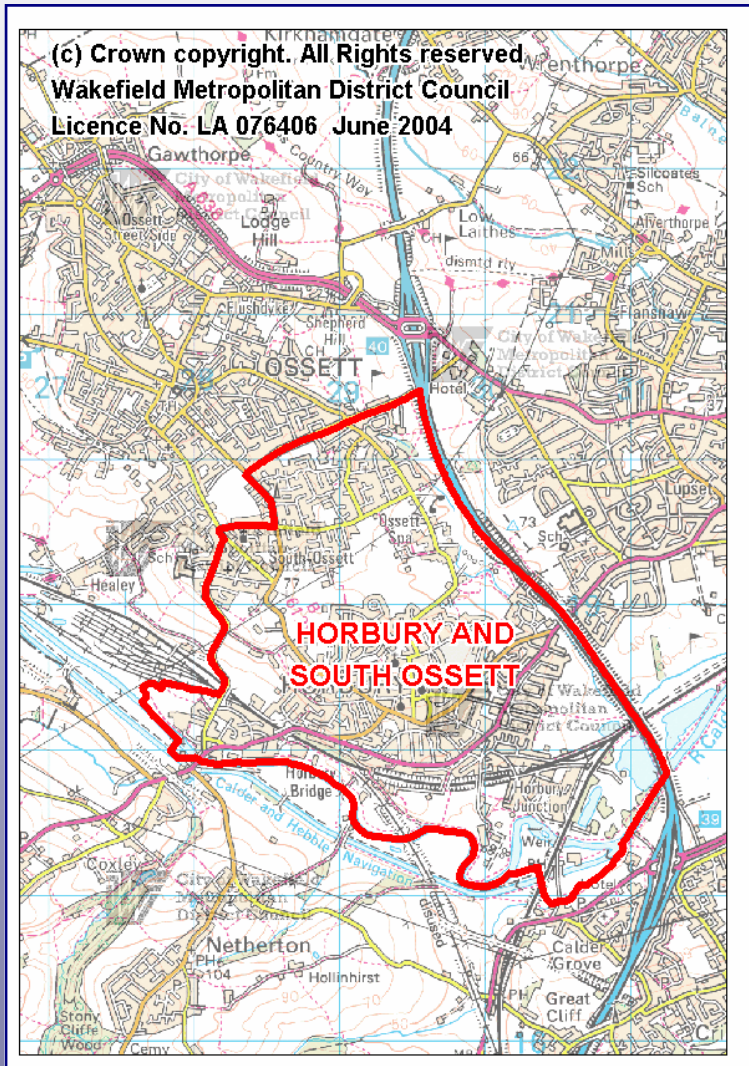


# Horbury & South Ossett ward profile, City of Wakefield Metropolitan District Council

This profile shows a selection of key statistics about the Horbury & South Ossett ward (2004 boundary), taken from the 2001 Census\*. Ward information is compared with that of the Wakefield District and also nationally.

The map below shows the boundary for the Horbury & South Ossett ward:

On Census day, there were 14,983 residents in the Horbury & South Ossett ward. The ages, marital status and ethnicity of these residents are shown below:



<u>Marital status</u>	Horbury & South Ossett (number)	Horbury & South Ossett %	Wakefield District %	England %
<b>All people over 16</b>	<b>12,185</b>			
Single	3,046	25.0	26.1	30.2
Married or re-married	6,617	54.3	53.4	50.9
Separated or divorced	1,442	11.8	11.7	10.6
Widowed	1,079	8.9	8.8	8.3

<u>Age</u>	Horbury & South Ossett (number)	Horbury & South Ossett %	Wakefield District %	England %
<b>All residents</b>	<b>14,983</b>			
0 to 4	769	5.1	5.7	6.0
5 to 15	2,031	13.5	14.8	14.2
16 to 74	11,098	74.0	72.4	72.3
75 and over	1,107	7.4	7.1	7.5

<u>Gender</u>	Horbury & South Ossett (number)
Male	7,199
Female	7,784

<u>Ethnicity</u>	Horbury & South Ossett (number)	Horbury & South Ossett %	Wakefield District %	England %
White (British, Irish, any other White background)	14,782	98.7	97.7	90.9
Mixed (White & Black Caribbean, White & Black African, White & Asian, any other Mixed background)	72	0.5	0.5	1.3
Asian or Asian British (Indian, Pakistani, Bangladeshi, any other Asian background)	54	0.4	1.4	4.6
Black or Black British (Caribbean, African, any other Black background)	30	0.2	0.1	2.3
Chinese or other Ethnic group (Chinese, any other background)	43	0.3	3.0	0.9

\* Source: Census 2001, © Crown Copyright 2003. Crown copyright material is reproduced with the permission of the Controller of HMSO

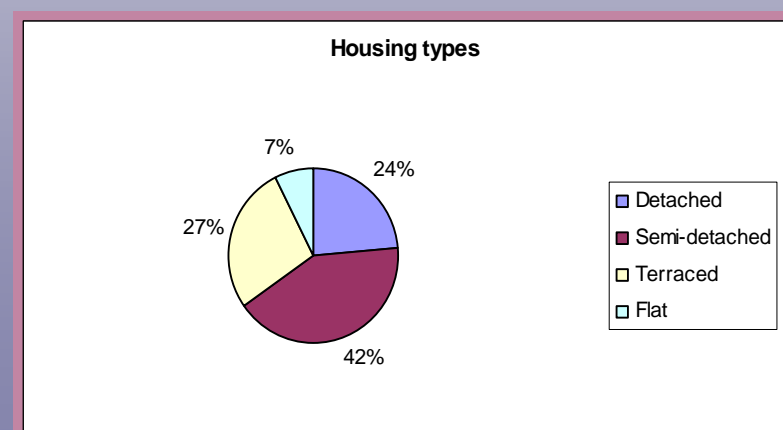
## Housing

*This section explores the following three areas in the Horbury & South Ossett ward: The type of houses occupied (e.g. detached, semi-detached etc), tenure (meaning who owns a property, e.g. owner-occupied, rented from Council etc) and who makes up a household (e.g. one person households, married couple households etc).*

<u>Tenure</u>	Horbury & South Ossett (number)	Horbury & South Ossett %	Wakefield District %	England %
<b>All household tenures</b>	<b>6,467</b>			
<b>Owner-occupied</b>	4,605	71.2	65.2	68.7
<b>Rented from Council</b> (includes housing Co-operative & Charitable Trust)	1,314	20.3	25.7	13.2
<b>Rented from Housing Association or Registered Social Landlord</b> (includes employer of a household member & relative or friend of a household member & living rent free)	120	1.9	2.2	6.1
<b>Private or other rented</b>	428	6.6	6.9	12.0

<u>Household composition</u>	Horbury & South Ossett (number)	Horbury & South Ossett %	Wakefield District %	England %
<b>All households</b>	<b>6,467</b>			
<b>One person households</b>	1,859	28.7	28.3	30.0
<b>Married couple households</b>	2,605	40.3	39.6	36.5
<b>Cohabiting couple households</b>	667	10.3	9.4	8.3
<b>Households with dependant children <sup>1</sup></b>	1,862	28.8	30.9	29.4
<b>Lone parent households</b>	554	8.6	9.7	9.5
<b>Lone parent households with dependant children <sup>1</sup></b>	353	5.5	6.6	6.4
<b>Pensioner only households</b>	1,572	24.3	23.6	23.7
<b>Pensioners living alone</b>	978	15.1	14.5	14.4

<u>Housing</u>	Horbury & South Ossett (number)	Horbury & South Ossett %	Wakefield District %	England %
<b>All housing types</b>	<b>6,594</b>			
<b>Detached</b>	1,549	23.5	20.1	22.5
<b>Semi-detached</b>	2,751	41.7	45.0	31.6
<b>Terraced</b>	1,790	27.1	24.5	25.8
<b>Flat</b>	492	7.5	10.3	19.7
<b>Non permanent accommodation</b>	17	0.3	0.2	0.4



<sup>1</sup> A dependent child is a person in a household aged 0-15 (whether or not in a family), or a person aged 16-18 who is a full-time student and in a family with parent(s)

## Work

This section looks at work related topics affecting those living in the Horbury & South Ossett ward.

<u>Occupation</u>	Horbury & South Ossett (number)	Horbury & South Ossett %	Wakefield District %	England %
<b>All people aged 16-74 in employment</b>	<b>7,530</b>			
<b>Managers &amp; senior officials</b> (Senior officials in national/local government, directors, chief executives, managers)	1,129	15.0	12.3	15.3
<b>Professional</b> (Chemists, engineers, IT professionals, psychologists, pharmacists, opticians, dentists, vets, teachers, research professionals, accountants, architects, surveyors, social workers, clergy, librarians)	669	8.9	7.6	11.2
<b>Associate professional &amp; technical</b> (Technicians, building inspectors, nurses, midwives, paramedics, chiropodists, physiotherapists, police officers, fire service officers, authors, actors, graphic designers, journalists, photographers, sports players/coaches, aircraft pilots, train drivers)	1,014	13.5	11.6	13.8
<b>Administrative &amp; secretarial</b> (Book-keepers, insurance clerks, library assistants, telephonists, secretaries, receptionists, typists)	1,005	13.3	12.0	13.4
<b>Skilled trades</b> (Farmers, gardeners, pipe fitters, mechanics, electricians, bricklayers, plumbers, carpenters, plasterers, painters & decorators, printers, butchers, bakers, floral arrangers)	987	13.1	12.3	11.5
<b>Personal service occupations</b> (Dental nurses, nursery nurses, travel agents, hairdressers, beauticians, caretakers)	482	6.4	7.1	6.9
<b>Sales &amp; customer service</b> (Sales & retail assistants, market & street traders, call centre operators)	675	8.9	8.7	7.7
<b>Process, plant &amp; machine operatives</b> (Assemblers, scaffolders, sewing machinists, HGV drivers, bus/coach drivers, driving instructors, fork lift truck drivers)	692	9.2	11.9	8.4
<b>Elementary</b> (Farm workers, labourers, postal workers, hospital porters, waiters/waitresses, bar staff, window cleaners, road sweepers, cleaners, refuse occupations, traffic wardens, shelf fillers)	876	11.6	16.4	11.8

<u>Qualifications</u>	(number)	%	Wakefield District %	England %
<b>All people aged 16-74</b>	<b>11,098</b>			
<b>Degree level or higher 2</b>	1,786	16.1	12.5	19.9
<b>No qualifications</b>	3,471	31.3	39.1	28.9

<u>Economically active</u> (Aged 16-74)	Horbury & South Ossett (number)	Horbury & South Ossett %	Wakefield District %	England %
<b>All people aged 16-74</b>	<b>11,098</b>			
<b>Employees full-time</b>	5,020	45.2	40.1	40.8
<b>Employees part-time</b>	1,514	13.6	12.9	11.8
<b>Self-employed</b>	811	7.3	5.8	8.3
<b>Unemployed</b>	272	2.4	3.5	3.3
<b>Full-time students</b>	201	1.8	1.9	2.6

<u>Economically inactive</u> (Aged 16-74)	Horbury & South Ossett (number)	Horbury & South Ossett %	Wakefield District %	England %
<b>All people aged 16-74</b>	<b>11,098</b>			
<b>Retired</b>	1,618	14.6	14.4	13.5
<b>Permanently sick or disabled</b>	573	5.2	8.3	5.3
<b>Looking after home/family</b>	562	5.1	6.5	6.5
<b>Student</b>	306	2.7	3.1	4.7
<b>Other</b>	221	2.0	3.4	3.1

<u>Travel to work</u>	Horbury & South Ossett (number)	Horbury & South Ossett %	Wakefield District %	England %
<b>All people aged 16-74 in employment</b>	<b>7,530</b>			
<b>Car, van, motorcycle, taxi</b>	5,352	71.1	68.1	62.7
<b>Public transport</b> (defined as Underground metro, light rail, tram, train, bus, minibus or coach)	853	11.3	11.5	14.9
<b>Bicycle or foot</b>	726	9.6	12.2	12.8

## Health

This section looks at health and caring issues affecting those living in the Horbury & South Ossett ward.

<u>Health</u>	(number)	%	Wakefield District %	England %
<b>Ward population</b>	<b>14,983</b>			
People with a limiting long-term illness (LLTI) <sup>3</sup>	2,765	18.5	22.4	17.9
People whose health is good	10,201	68.1	64.6	68.8
People whose health is fairly good	3,346	22.3	23.1	22.2
People whose health is not good	1,436	9.6	12.3	9.0
All people who provide unpaid care <sup>4</sup>	1,595	10.6	11.1	9.9
People who provide unpaid care for 50+ hours a week	294	2.0	2.7	2.0

<sup>3</sup> Limiting long-term illness covers any long-term illness, health problem or disability that limits daily activities or work

<sup>4</sup> Provision of unpaid care; looking after, giving help or support to family members, friends, neighbours or others because of long-term physical or mental ill-health or disability or problems relating to old age

