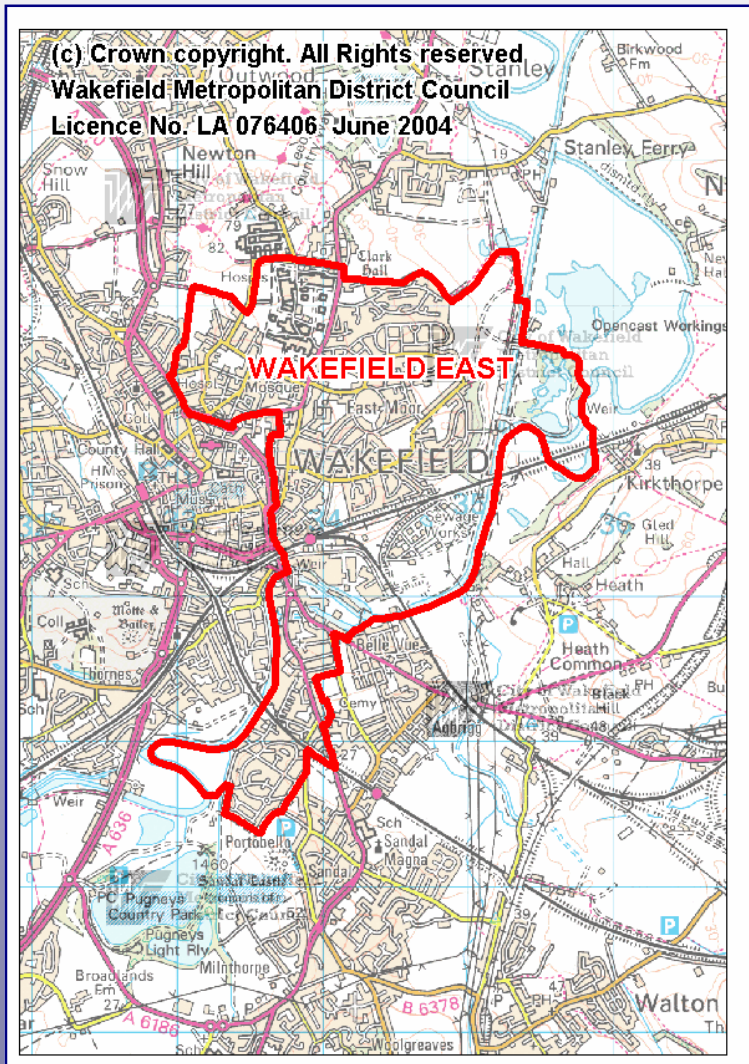


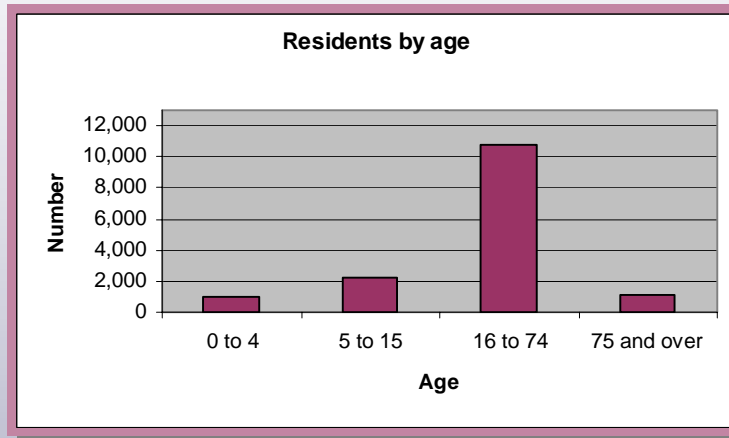
Wakefield East ward profile, City of Wakefield Metropolitan District Council

This profile shows a selection of key statistics about the Wakefield East ward (2004 boundary), taken from the 2001 Census*. Ward information is compared with that of the Wakefield District and also nationally.

The map below shows the boundary for the Wakefield East ward:



On Census day, there were 15,363 residents in the Wakefield East ward. The ages, marital status and ethnicity of these residents are shown below:



| <u>Marital status</u> | Wakefield East (number) | Wakefield East % | Wakefield District % | England % |
|---------------------------|-------------------------|------------------|----------------------|-----------|
| All people over 16 | 12,148 | | | |
| Single | 4,300 | 35.4 | 26.1 | 30.2 |
| Married or re-married | 5,039 | 41.5 | 53.4 | 50.9 |
| Separated or divorced | 1,739 | 14.3 | 11.7 | 10.6 |
| Widowed | 1,070 | 8.8 | 8.8 | 8.3 |

| <u>Age</u> | Wakefield East (number) | Wakefield East % | Wakefield District % | England % |
|----------------------|-------------------------|------------------|----------------------|-----------|
| All residents | 15,363 | | | |
| 0 to 4 | 945 | 6.3 | 5.7 | 6.0 |
| 5 to 15 | 2,220 | 14.7 | 14.8 | 14.2 |
| 16 to 74 | 10,778 | 71.5 | 72.4 | 72.3 |
| 75 and over | 1,135 | 7.5 | 7.1 | 7.5 |

| <u>Gender</u> | Wakefield East (number) |
|---------------|-------------------------|
| Male | 7,384 |
| Female | 7,979 |

| <u>Ethnicity</u> | Wakefield East (number) | Wakefield East % | Wakefield District % | England % |
|--|-------------------------|------------------|----------------------|-----------|
| White (British, Irish, any other White background) | 13,572 | 88.3 | 97.7 | 90.9 |
| Mixed (White & Black Caribbean, White & Black African, White & Asian, any other Mixed background) | 145 | 0.9 | 0.5 | 1.3 |
| Asian or Asian British (Indian, Pakistani, Bangladeshi, any other Asian background) | 1,515 | 9.9 | 1.4 | 4.6 |
| Black or Black British (Caribbean, African, any other Black background) | 79 | 0.5 | 0.1 | 2.3 |
| Chinese or other Ethnic group (Chinese, any other background) | 52 | 0.3 | 3.0 | 0.9 |

* Source: Census 2001, © Crown Copyright 2003. Crown copyright material is reproduced with the permission of the Controller of HMSO

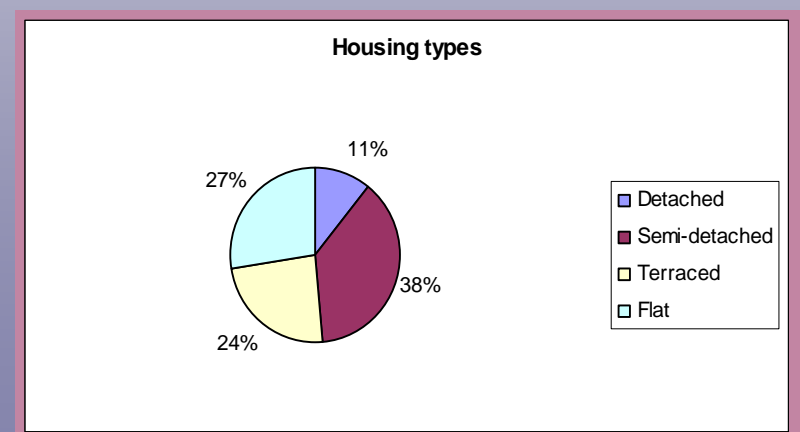
Housing

This section explores the following three areas in the Wakefield East ward: The type of houses occupied (e.g. detached, semi-detached etc), tenure (meaning who owns a property, e.g. owner-occupied, rented from Council etc) and who makes up a household (e.g. one person households, married couple households etc).

| <u>Tenure</u> | Wakefield East (number) | Wakefield East % | Wakefield District % | England % |
|--|-------------------------|------------------|----------------------|-----------|
| All household tenures | 6,437 | | | |
| Owner-occupied | 2,808 | 43.6 | 65.2 | 68.7 |
| Rented from Council (includes housing Co-operative & Charitable Trust) | 2,618 | 40.7 | 25.7 | 13.2 |
| Rented from Housing Association or Registered Social Landlord (includes employer of a household member & relative or friend of a household member & living rent free) | 281 | 4.4 | 2.2 | 6.1 |
| Private or other rented | 730 | 11.3 | 6.9 | 12.0 |

| <u>Household composition</u> | Wakefield East (number) | Wakefield East % | Wakefield District % | England % |
|--|-------------------------|------------------|----------------------|-----------|
| All households | 6,437 | | | |
| One person households | 2,329 | 36.2 | 28.3 | 30.0 |
| Married couple households | 1,832 | 28.5 | 39.6 | 36.5 |
| Cohabiting couple households | 632 | 9.8 | 9.4 | 8.3 |
| Households with dependant children ¹ | 1,857 | 28.8 | 30.9 | 29.4 |
| Lone parent households | 739 | 11.5 | 9.7 | 9.5 |
| Lone parent households with dependant children ¹ | 534 | 8.3 | 6.6 | 6.4 |
| Pensioner only households | 1,408 | 21.9 | 23.6 | 23.7 |
| Pensioners living alone | 943 | 14.6 | 14.5 | 14.4 |

| <u>Housing</u> | Wakefield East (number) | Wakefield East % | Wakefield District % | England % |
|------------------------------------|-------------------------|------------------|----------------------|-----------|
| All housing types | 6,772 | | | |
| Detached | 741 | 10.9 | 20.1 | 22.5 |
| Semi-detached | 2,555 | 37.7 | 45.0 | 31.6 |
| Terraced | 1,628 | 24.0 | 24.5 | 25.8 |
| Flat | 1,855 | 27.4 | 10.3 | 19.7 |
| Non permanent accommodation | 3 | 0.0 | 0.2 | 0.4 |



¹ A dependent child is a person in a household aged 0-15 (whether or not in a family), or a person aged 16-18 who is a full-time student and in a family with parent(s)

Work

This section looks at work related topics affecting those living in the Wakefield East ward.

| <u>Occupation</u> | Wakefield East (number) | Wakefield East % | Wakefield District % | England % |
|--|-------------------------|------------------|----------------------|-----------|
| All people aged 16-74 in employment | 5,903 | | | |
| Managers & senior officials (Senior officials in national/local government, directors, chief executives, managers) | 579 | 9.8 | 12.3 | 15.3 |
| Professional (Chemists, engineers, IT professionals, psychologists, pharmacists, opticians, dentists, vets, teachers, research professionals, accountants, architects, surveyors, social workers, clergy, librarians) | 506 | 8.6 | 7.6 | 11.2 |
| Associate professional & technical (Technicians, building inspectors, nurses, midwives, paramedics, chiropodists, physiotherapists, police officers, fire service officers, authors, actors, graphic designers, journalists, photographers, sports players/coaches, aircraft pilots, train drivers) | 698 | 11.8 | 11.6 | 13.8 |
| Administrative & secretarial (Book-keepers, insurance clerks, library assistants, telephonists, secretaries, receptionists, typists) | 635 | 10.8 | 12.0 | 13.4 |
| Skilled trades (Farmers, gardeners, pipe fitters, mechanics, electricians, bricklayers, plumbers, carpenters, plasterers, painters & decorators, printers, butchers, bakers, floral arrangers) | 625 | 10.6 | 12.3 | 11.5 |
| Personal service occupations (Dental nurses, nursery nurses, travel agents, hairdressers, beauticians, caretakers) | 521 | 8.8 | 7.1 | 6.9 |
| Sales & customer service (Sales & retail assistants, market & street traders, call centre operators) | 516 | 8.7 | 8.7 | 7.7 |
| Process, plant & machine operatives (Assemblers, scaffolders, sewing machinists, HGV drivers, bus/coach drivers, driving instructors, fork lift truck drivers) | 687 | 11.6 | 11.9 | 8.4 |
| Elementary (Farm workers, labourers, postal workers, hospital porters, waiters/waitresses, bar staff, window cleaners, road sweepers, cleaners, refuse occupations, traffic wardens, shelf fillers) | 1,135 | 19.2 | 16.4 | 11.8 |

| <u>Qualifications</u> | Wakefield East (number) | Wakefield East % | Wakefield District % | England % |
|--|-------------------------|------------------|----------------------|-----------|
| All people aged 16-74 | 11,015 | | | |
| Degree level or higher ² | 1,512 | 13.7 | 12.5 | 19.9 |
| No qualifications | 4,236 | 38.5 | 39.1 | 28.9 |

| <u>Economically active</u> (Aged 16-74) | Wakefield East (number) | Wakefield East% | Wakefield District % | England % |
|--|-------------------------|-----------------|----------------------|-----------|
| All people aged 16-74 | 11,015 | | | |
| Employees full-time | 3,936 | 35.7 | 40.1 | 40.8 |
| Employees part-time | 1,133 | 10.3 | 12.9 | 11.8 |
| Self-employed | 508 | 4.6 | 5.8 | 8.3 |
| Unemployed | 580 | 5.3 | 3.5 | 3.3 |
| Full-time students | 411 | 3.7 | 1.9 | 2.6 |

| <u>Economically inactive</u> (Aged 16-74) | Wakefield East (number) | Wakefield East% | Wakefield District % | England % |
|--|-------------------------|-----------------|----------------------|-----------|
| All people aged 16-74 | 11,015 | | | |
| Retired | 1,293 | 11.7 | 14.4 | 13.5 |
| Permanently sick or disabled | 958 | 8.7 | 8.3 | 5.3 |
| Looking after home/family | 887 | 8.1 | 6.5 | 6.5 |
| Student | 810 | 7.4 | 3.1 | 4.7 |
| Other | 499 | 4.5 | 3.4 | 3.1 |

| <u>Travel to work</u> | Wakefield East (number) | Wakefield East % | Wakefield District % | England % |
|---|-------------------------|------------------|----------------------|-----------|
| All people aged 16-74 in employment | 5,903 | | | |
| Car, van, motorcycle, taxi | 3,460 | 58.6 | 68.1 | 62.7 |
| Public transport (defined as Underground metro, light rail, tram, train, bus, minibus or coach) | 942 | 15.9 | 11.5 | 14.9 |
| Bicycle or foot | 1,145 | 19.4 | 12.2 | 12.8 |

Health

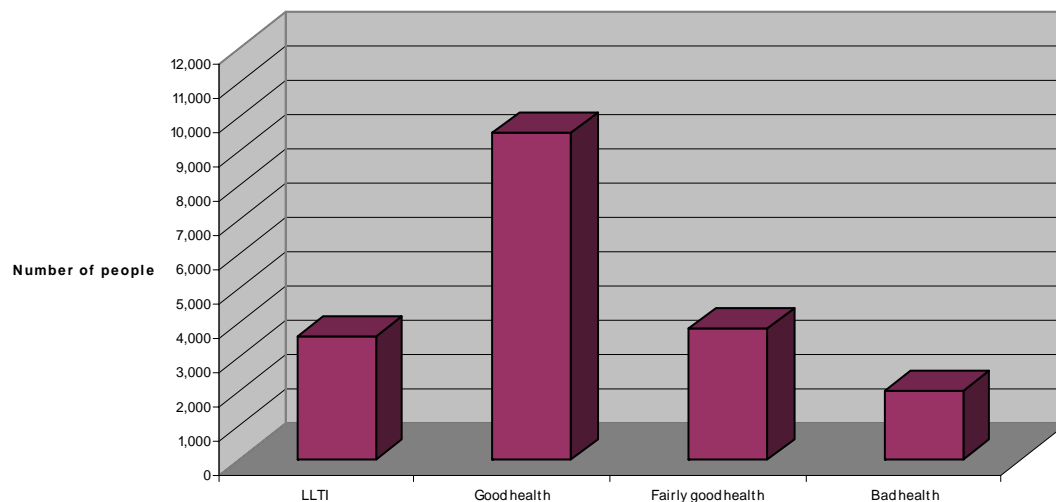
This section looks at health and caring issues affecting those living in the Wakefield East ward.

| <u>Health</u> | Wakefield East (number) | Wakefield East % | Wakefield District % | England % |
|--|-------------------------|------------------|----------------------|-----------|
| Ward population | 15,363 | | | |
| People with a limiting long-term illness (LLTI) ³ | 3,589 | 23.4 | 22.4 | 17.9 |
| People whose health is good | 9,545 | 62.1 | 64.6 | 68.8 |
| People whose health is fairly good | 3,813 | 24.8 | 23.1 | 22.2 |
| People whose health is not good | 2,005 | 13.1 | 12.3 | 9.0 |
| All people who provide unpaid care ⁴ | 1,545 | 10.1 | 11.1 | 9.9 |
| People who provide unpaid care for 50+ hours a week | 434 | 2.8 | 2.7 | 2.0 |

³ Limiting long-term illness covers any long-term illness, health problem or disability that limits daily activities or work

⁴ Provision of unpaid care; looking after, giving help or support to family members, friends, neighbours or others because of long-term physical or mental ill-health or disability or problems relating to old age

Health



Care issues

