




















Adult Social Care Outcomes Framework (ASCOF)



The ASCOF is one of the tools we use to measure our performance. The Framework demonstrates how well care and support services achieve the outcomes that matter most to people. The measures are grouped into four domains which are typically reviewed in terms of movement over time. Data is provided at council, regional and national level.

Our results from 2016-17 are shown below

ASCOF Measure	Wakefield Results		How measure is scored	Wakefield Trend 2015-16 to 2016-17	Other Councils 2016-17	
	2015-16	2016-17			Yorkshire & Humber	England
Enhancing quality of life for people with care and support needs						
Social care-related quality of life	19.4	19.5	Higher is better	↑ Better	19.1	19.1
People who have control over their daily life	76.6%	81.5%	Higher is better	↑ Better	77.4%	77.7%
Social Care clients receiving Self Directed Support	70.6%	78.6%	Higher is better	↑ Better	88.1%	89.4%
Carers receiving Self Directed Support	73.9%	75.0%	Higher is better	↑ Better	70.4%	83.1%
Social Care clients receiving Self Directed Support as a Direct Payment	19.9%	20.9%	Higher is better	↑ Better	25.7%	28.3%
Carers receiving Self Directed Support as a Direct Payment	73.7%	73.3%	Higher is better	↓ Worse	64.5%	74.3%

ASCOF Measure	Wakefield Results		How measure is scored	Wakefield Trend 2015-16 to 2016-17	Other Councils 2016-17	
	2015-16	2016-17			Yorkshire & Humber	England
Carer-reported quality of life	N/A	7.5	Higher is better	 Worse	7.9	7.7
Adults with Learning Disabilities in paid employment	5.3%	5.1%	Higher is better	 Worse	6.7%	5.7%
Adults in contact with Mental Health services in paid employment	7.1%	5.7%	Higher is better	 Worse	8.8%	7.4%
Adults with Learning Disabilities living at home or with family - independence	81.0%	81.5%	Higher is better	 Better	79.4%	76.2%
Adults in contact with Mental Health services living independently	67.3%	71.5%	Higher is better	 Better	70.8%	54.4%
Adults who have as much social contact as they would like.	46.3%	50.7%	Higher is better	 Better	45.6%	45.4%
Carers who have as much social contact as they would like.	N/A	36.7%	Higher is better	 Better	38.7%	35.5%
Delaying and reducing the need for care and support						
Permanent admissions to care homes for younger adults	9.4	8.9	Lower is better	 Better	13.8	12.8
Permanent admissions to care homes for older people	735.6	742	Lower is better	 Worse	658	611
Re-ablement effectiveness - at home after 91 days	81.9%	91.7%	Higher is better	 Better	83.4%	82.5%

ASCOF Measure	Wakefield Results		How measure is scored	Wakefield Trend 2015-16 to 2016-17	Other Councils 2016-17	
	2015-16	2016-17			Yorkshire & Humber	England
Re-ablement services offered following discharge from hospital.	2.3%	2.7%	Higher is better	 Better	2.6%	2.7%
People that received re-ablement where the outcome was either no ongoing support or support of a lower level	72.4%	85.5%	Higher is better	 Better	69.7%	77.8%
Delayed transfers of care from hospital - all causes	15.8	10.5	Lower is better	 Better	12.3	14.9
Delayed transfers of care from hospital attributable to adult social care	1.5	0.6	Lower is better	 Better	4.8	6.3
Ensuring that people have a positive experience of care and support						
Overall satisfaction of people who use service with their care and support	64.6%	69.2%	Higher is better	 Better	64.6%	64.7%
Overall satisfaction of carers with social services	N/A	39.4%	Higher is better	 Worse	41.3%	39.0%
Carers who report that they have been included or consulted.	N/A	72.5%	Higher is better	 Worse	73.6%	70.6%
People who use services who find it easy to find information about services	80.8%	71.4%	Higher is better	 Worse	72.6%	73.5%
Carers who find it easy to find information about services	N/A	65.2%	Higher is better	 Worse	66.3%	64.2%
Safeguarding adults whose circumstances make them vulnerable and protecting from avoidable harm						

ASCOF Measure	Wakefield Results		How measure is scored	Wakefield Trend 2015-16 to 2016-17	Other Councils 2016-17	
	2015-16	2016-17			Yorkshire & Humber	England
People who use services who feel safe	71.5%	72.0%	Higher is better	 Better	69.1%	70.1%
People who use services who say that services have made them feel safe	85.7%	87.8%	Higher is better	 Better	86.6%	86.4%